


DORMER PRAMET

**DRILLS MANUFACTURED
TO NATIONAL AEROSPACE
STANDARDS (NAS)**





Tool Materials

- Manufactured from premium grades of HSS and HSS-E materials
- These substrates provide good hot hardness and therefore good tool life when drilling in difficult areas where coolant cannot always be applied
- HSS tool material will flex under pressure which is advantageous when being used in hand held applications HSS-E (HSCo) tool material is harder and more wear resistant but will allow slightly less flex under pressure. Rigid and stable running conditions are best when applying tools produced from this material.

Flute & Web Design

Optimized for greater strength and rigidity across the diameter ranges available while being easy to feed in most materials.

The point geometry combined with the flute construction reduces the forces required to penetrate the work piece while providing excellent cross sectional strength, both beneficial for hand held applications.

Point Design

118° and 135° Split point geometry ensures the drill will begin cutting instantly, reducing the chance of the drill walking which can cause bad hole location and damage to the component.

Surface Finish

- Bright, steam and bronze tempered surfaces available depending on tool type selected.
- Bright finish improves performance and chip flow on soft or ductile materials.
- Steam tempered finish (shown) for added surface hardness which increases wear resistance and lubricity. Cutting fluids adhere to the tool surface better which helps to pull the coolant deeper into the hole.
- Bronze tempered on HSCo drills can offer the hardest combination of substrate and surface treatment also improving chip flow and reducing built up edge

Introduction

Dormer Pramet's Precision brand drilling products have been a respected brand standing for quality and consistency for many years in North America. The specific Aerospace products featured in this brochure are manufactured to National Aerospace Standards (NAS) as published by AIA (Aerospace Industries Association of America). A summary of these National Aerospace Specifications is provided in the back of this catalog.

Range

- **NAS 907** HSS and HSCo standard drills are available in stub, jobber and aircraft extension lengths and are made from the highest quality HSS (bright or steam tempered) and HSCo (bronze tempered) substrates. Fractional, wire gauge, letter and metric size ranges are available.
- **NAS 965 Type B** HSS threaded hex shank standard drills
- **NAS 965 Type D** Cobalt threaded square shank standard drills
Both are available in stub, short and long lengths. All are manufactured with 1/4-28 UNF threads and 5/16" wrenching flats. Standard diameters are available in fractional, wire gauge, and letter ranging from 0.0980" to 0.2500". Many other diameter and length options for this design can be quoted upon request, including HSCo and solid carbide substrates for the drilling portion of the tool.

Drill Styles

- Standard length tools for general hand drilling
- Stub (screw machine) length drills for thin materials and maximum rigidity
- Long series aircraft extension drills available in 6" and 12" lengths for drilling in difficult to reach areas
- Adapted threaded hex shank drills for use in right-angle drilling heads when operating in confined spaces

Icon Guide

Tool Material



High Speed
Steel M-7



Cobalt High
Speed Steel
M-42

Shank Style



Straight
Shank



Threaded
Hex Shank



Threaded
Square Shank

Hand of Cut



Right
Hand
Rotation

Depth



Manufacturing Standards



Surface Finish



Steam
Tempered



Bronze
Tempered



Bright

Flute Form



Normal
Helix

Point Style



118°



135°

Drill Feed Rate

Feed Rate Chart - Drills

Alpha Code	Feed in Inches per Revolution (IPR) ± 25%															Ø Diameter				
	1mm/ 1/32"	2mm/ 3/32"	3mm/ 1/8"	4mm/ 5/32"	5mm/ 3/16"	6mm/ 1/4"	8mm/ 5/16"	10mm/ 3/8"	12mm/ 1/2"	15mm/ 9/16"	16mm/ 5/8"	20mm/ 3/4"	25mm/ 1"	30mm/ 1.1/8"	40mm/ 1.5/8"	50mm/ 2"				
A	0.0004	0.0009	0.0011	0.0013	0.0014	0.0017	0.0021	0.0024	0.0027	0.0032	0.0034	0.0043	0.0049	0.0053	0.0061	0.0069				
B	0.0006	0.0011	0.0015	0.0016	0.0018	0.0021	0.0026	0.0031	0.0035	0.0041	0.0043	0.0053	0.0060	0.0065	0.0074	0.0082				
C	0.0006	0.0013	0.0017	0.0020	0.0022	0.0025	0.0031	0.0039	0.0043	0.0049	0.0051	0.0063	0.0071	0.0077	0.0087	0.0094				
D	0.0006	0.0015	0.0021	0.0024	0.0027	0.0031	0.0039	0.0047	0.0051	0.0059	0.0061	0.0074	0.0083	0.0090	0.0100	0.0108				
E	0.0007	0.0017	0.0024	0.0028	0.0031	0.0037	0.0045	0.0055	0.0059	0.0068	0.0071	0.0085	0.0094	0.0102	0.0112	0.0122				
F	0.0007	0.0020	0.0029	0.0033	0.0037	0.0043	0.0054	0.0065	0.0070	0.0080	0.0083	0.0098	0.0108	0.0116	0.0126	0.0135				
G	0.0007	0.0022	0.0033	0.0038	0.0043	0.0050	0.0063	0.0075	0.0081	0.0091	0.0094	0.0110	0.0122	0.0130	0.0140	0.0148				
H	0.0008	0.0026	0.0040	0.0046	0.0051	0.0059	0.0075	0.0090	0.0096	0.0107	0.0110	0.0126	0.0140	0.0148	0.0157	0.0165				
I	0.0008	0.0030	0.0047	0.0053	0.0059	0.0068	0.0087	0.0104	0.0110	0.0122	0.0126	0.0142	0.0157	0.0165	0.0173	0.0181				
J	0.0009	0.0033	0.0053	0.0060	0.0067	0.0078	0.0098	0.0117	0.0124	0.0137	0.0142	0.0159	0.0175	0.0183	0.0191	0.0198				
K	0.0010	0.0036	0.0059	0.0067	0.0075	0.0087	0.0110	0.0130	0.0138	0.0153	0.0157	0.0177	0.0193	0.0201	0.0209	0.0215				
L	0.0011	0.0040	0.0065	0.0073	0.0082	0.0094	0.0120	0.0142	0.0152	0.0165	0.0169	0.0191	0.0207	0.0215	0.0224	0.0231				
M	0.0012	0.0043	0.0071	0.0080	0.0089	0.0102	0.0130	0.0154	0.0165	0.0177	0.0181	0.0205	0.0220	0.0228	0.0238	0.0248				
N	0.0013	0.0047	0.0077	0.0086	0.0095	0.0110	0.0140	0.0165	0.0179	0.0189	0.0193	0.0219	0.0234	0.0242	0.0253	0.0265				
S	0.0003	0.0006	0.0008	0.0010	0.0012	0.0015	0.0020	0.0031	0.0039	0.0048	0.0051	0.0059	0.0070	0.0070	0.0090					
T	0.0006	0.0011	0.0016	0.0020	0.0024	0.0028	0.0035	0.0043	0.0051	0.0063	0.0067	0.0075	0.0080	0.0090	0.0100					
U	0.0010	0.0019	0.0028	0.0031	0.0035	0.0042	0.0055	0.0067	0.0079	0.0088	0.0091	0.0094	0.0110	0.0120	0.0140					
V	0.0015	0.0027	0.0039	0.0045	0.0051	0.0060	0.0079	0.0098	0.0110	0.0122	0.0126	0.0134	0.0160	0.0170	0.0200					
W	0.0019	0.0035	0.0051	0.0059	0.0067	0.0079	0.0102	0.0130	0.0150	0.0165	0.0169	0.0177	0.0190	0.0190	0.0200					
X	0.0022	0.0041	0.0059	0.0071	0.0083	0.0098	0.0130	0.0165	0.0189	0.0210	0.0217	0.0228								
Y	0.0027	0.0049	0.0071	0.0087	0.0102	0.0125	0.0169	0.0217	0.0276	0.0276	0.0276	0.0291								
Z	0.0037	0.0068	0.0098	0.0128	0.0157	0.0210	0.0315	0.0394	0.0433	0.0463	0.0472	0.0472								

How To Use This Chart to Find Cutting Feed Rate (IPR):

1. Find your Alpha Code on the AMG Chart (example: 279 U : U is the Alpha Code)
2. Find the closest diameter for your cutting application on the chart to find your IPR

Application Material Groups (AMG)		Hardness HRC	ISO	
1. Steel	1.1 Magnetic soft steel	12L14, 12L15	<120 HB	P 1
	1.2 Structural Steel/ case carburising steel	1005-1025, 1214, 1215, A36	<200 HB	P 1
	1.3 Plain Carbon steel	1030-1060, 1050-1060, 1144-1146	<24	P 2
	1.4 Alloy steel	4140,4340,52100,8620 H11-H41,A2,D2,01,P20,420	<24	P 3
	1.5 Alloy steel/ Hardened and tempered steel	4140,4340,52100,8620 H11-H41,A2,D2,01,P20,420	>24<38	P 4
	1.6 Alloy steel/ Hardened and tempered steel	4140,4340,52100,8620 H11-H41,A2,D2,01,P20,420	>38	H 1
	1.7 Alloy steel Hardened	A2-D2, H10-H41, L1-L6, M1-M42, T1	49-55	H 3
	1.8 Alloy steel Hardened	A2-D2, H10-H41, L1-L6, M1-M42, T1	55-63	H 4
2. Stainless Steel	2.1 Free machining Stainless Steel	200, 303, 416, 420F, 430F, 440	<24	M 1
	2.2 Austenitic	301, 302, 304, 316, 321, 330, CUSTOM 455, AM-350	<24	M 3
	2.3 Ferritic + Austenitic, Martensitic	318-329, 400-446, DUPLEX	<32	M 2
	2.4 Precipitation Hardened	15-5PH, Custom 450 17-4PH	<32	S 2
3. Cast Iron	3.1 Lamellar graphite	Grey, G10, Gg40, J431C, A48 CLASS 20	<150 HB	K 1
	3.2 Lamellar graphite	Grey, GG25-Gg40, J158, A48 CLASS 40-60	>150 HB<32	K 2
	3.3 Nodular graphite/ Malleable Cast Iron	A220, A436, A439, A602, Black, GGG40-GGG70	<200 HB	K 3
	3.4 Nodular graphite/ Malleable Cast Iron	Black Gts/Gtw, J434C	>200 HB<32	K 4
4. Titanium	4.1 Titanium, unalloyed	Commercially Pure	<200 HB	S 1
	4.2 Titanium, alloyed	6Al4V, 6A14V-2Sn, Monel, Monel K	<28	S 2
	4.3 Titanium, alloyed	6Al4V-4Mo, 7A14V-4Mo, 4911-4967	>28<38	S 3
5. Nickel	5.1 Nickel, unalloyed	Commercially Pure, 17644, 200, 5553	<150 HB	S 1
	5.2 Nickel, alloyed	Monel 400, Hastelloy C, Inconel 625, Waspaloy	<28	S 2
	5.3 Nickel, alloyed	Inconel 718, Nimonic 75-95, Rene 41, Inconel 825, A286	>28<38	S 3
6. Copper	6.1 Copper	Commercially Pure	<100 HB	N 3
	6.2 β-Brass, Bronze	314-340, 350-370	<200 HB	N 4
	6.3 α-Brass	Alloyed Cu + Al + Fe, Long Chipping	<200 HB	N 3
	6.4 High Strength Bronze	Ampco 18-25	<49	N 4
7. Aluminium Magnesium	7.1 Al, Mg, unalloyed	Commercially Pure	<100 HB	N 1
	7.2 Al alloyed, Si<0.5%	6061 T6, 7075, 314-340	<150 HB	N 1
	7.3 Al alloyed, Si>0.5%<10%	6061 T6, 380-390	<120 HB	N 1
	7.4 Al alloyed, Si>10% Mg alloys	Magnesium Whisker Reinforced	<120 HB	N 2
8. Synthetic Materials	8.1 Thermoplastics	Ultradid, Polystrol	---	O
	8.2 Thermosetting plastics	Bakelint, Pertinax	---	O
	8.3 Reinforced plastic materials	CFK, GFKAFK	---	O
9. Hard Mat.	9.1 Cermets (Metal-ceramics)	Ferrotic	<54	H
10. Graphite	10.1 Standard graphite		---	O

Visual Index / AMG Chart

Tool Material:	HSS	HSS	HSS-E	HSS-E	HSS-E	HSS	HSS	HSS	HSS	HSS-E	HSS-E	HSS	HSS	HSS	HSS-E	HSS-E	HSS-E	HSS
Standard:	NAS 907	NAS 907	NAS 907	DIN 338	NAS 907	ANSI	DIN 1897	NAS 907	NAS 907	NAS 907	NAS 907	NAS 965	NAS 965	NAS 965	NAS 965	NAS 965	NAS 965	PRETRON
Depth of Cut:	4XD	4XD	4XD	4XD	3XD	2.5XD	2.5XD	4XD	4XD	4XD	4XD							4XD
Point Style:																		
Finish/Coating:	ST	ST	Bronze	Bronze	Bronze	ST	ST	ST	ST	Bronze	Bronze	ST	ST	ST	ST	ST	ST	ST
Shank:																		
Flute Form:				N			N											
Direction of Cut:																		
Style:	R10A R15A R18A	R10B R15B R18B	R10CO R15CO R18CO	2ACO	R88CO R89CO	R40C R41C R42C	4ASM	500-6 501-6 502-6	500-12 501-12 502-12	CO500-6 CO501-6	CO500-12 CO501-12	TS41HS TS40HS TS42HS	TS10HS TS15HS TS18HS	TS51HS TS52HS TS55HS	TS41CO TS40CO TS42CO	TS10CO TS15CO TS18CO	TS51CO TS52CO TS55CO	ATR41
Range:	1/16 - 1/2	1/16 - 1/2	N80 - 11/16	1.00 - 13.00	1/16 - 1/2	N60 - 1/2	1.00 - 12.50	N60 - 1/2	3/64 - 1/2	1/16 - 1/4	1/16 - 1/4	N50 - 3/8	N50 - 3/8	N50 - 3/8	N50 - 3/8	N50 - 3/8	N50 - 3/8	Size 1 - 4
Page #	6	8	10	10	14	16	18	20	22	24	24	26	26	26	30	30	30	33
1.1	115J	115J	115J	115J	115J	115J	115J					115J	115J	115J	125K	125K	125K	
1.2	98H	98H	98H	98H	98H	98J	98J					98J	98J	98J	108H	108H	108H	
1.3	89G	89G	89G	89G	89G	89G	89G	82F	82F			89G	89G	89G	98G	98G	98G	82F
1.4	79F	79F	79F	79F	79F	69G	69G	66F	66F			69G	69G	69G	89G	89G	89G	66F
1.5	56E	56E	56E	56E	56E	46F	46F	43E	43E			46F	46F	46F	59F	59F	59F	43E
1.6	33D	33D	33D	33D	33D	33E	33E	30D	30D	20B	20B	33E	33E	33E	36E	36E	36E	30D
1.7																		
1.8																		
2.1	72E	72E	72E	72E	72E	52F	52F	49E	49E	95H	95H	52F	52F	52F	72F	72F	72F	49E
2.2	36G	36G	36G	36G	36G	30H	30H	26G	26G	56F	56F	30H	30H	30H	36H	36H	36H	26G
2.3	49C	49C	49C	49C	49C	33D	33D	30C	30C	56D	56D	33D	33D	33D	49D	49D	49D	30C
2.4										30D	30D							
3.1	115H	115H	115H	115H	115H	105J	105J	98I	98I	161H	161H	105J	105J	105J	112K	112K	112K	98I
3.2	92D	92D	92D	92D	92D	89G	89G	79F	79F	85H	85H	89G	89G	89G	98F	98F	98F	79F
3.3	72E	72E	72E	72E	72E	66F	66F	66E	66E	85F	85F	66F	66F	66F	72F	72F	72F	66E
3.4	56E	56E	56E	56E	56E	52F	52F	46E	46E	56D	56D	52F	52F	52F	56F	56F	56F	46E
4.1	92F	92F	92F	92F	92F	89G	89G	75F	75F			89G	89G	89G	98G	98G	98G	75F
4.2	66D	66D	66D	66D	66D	52E	52E	39D	39D			52E	52E	52E	59F	59F	59F	39D
4.3	36C	36C	36C	36C	36C	26C	26C	20B	20B	20D	20D	26C	26C	26C	33C	33C	33C	20B
5.1	49G	49G	49G	49G	49G	43H	43H	33G	33G			43H	43H	43H	49H	49H	49H	33G
5.2	23E	23E	23E	23E	23E	26F	26F	20E	20E	20B	20B	26F	26F	26F	30F	30F	30F	20E
5.3	20B	20B	20B	20B	20B	13B	13B	10A	10A	16B	16B	13B	13B	13B	20C	20C	20C	10A
6.1	125H	125H	125H	125H	125H	118H	118H					118H	118H	118H	125I	125I	125I	
6.2	131F	131F	131F	131F	131F	125J	125J					125J	125J	125J	131K	131K	131K	
6.3	89H	89H	89H	89H	89H	89I	89I	89H	89H			89I	89I	89I	89J	89J	89J	89H
6.4	69F	69F	69F	69F	69F	52H	52H	52G	52G			52H	52H	52H	52I	52I	52I	52G
7.1	108J	108J	108J	108J	108J	108K	108K					108K	108K	108K	115K	115K	115K	
7.2	98I	98I	98I	98I	98I	98J	98J					98J	98J	98J	108J	108J	108J	
7.3	98H	98H	98H	98H	98H	98I	98I					98I	98I	98I	102I	102I	102I	
7.4	89F	89F	89F	89F	89F	82I	82I	79F	79F			82I	82I	82I	98G	98G	98G	79F
8.1						98K	98K					98K	98K	98K	115M	115M	115M	
8.2						115I	115I					115I	115I	115I	92K	92K	92K	
8.3						56G	56G					56G	56G	56G	56I	56I	56I	
9.1	20C	20C	20C	20C	20C	13C	13C	10B	10B			13C	13C	13C	20C	20C	20C	10B
10.1																		

JOBBER DRILL



General Purpose Jobber Length (NAS 907 Type A)

R10A - Fractional Sizes • 1/16 - 1/2

R18A - Wire Gauge Sizes • N52 - N1


R15A - Letter Sizes • A - Z

NAS
907

4XD

HSS

118°



Low thrust design self centering Split Point for easier penetration. Steam tempered surface treatment for increased wear resistance & lubricity

d_1 Ø Inch	d_1 Ø Nr.	d_1 Ø letter	d_1 decimal Inch	l_2 Inch	l_1 Inch	Pack Qty	R10A	R18A	R15A
1/16			0.0625	7/8	1.7/8	12	010104	—	—
	52		0.0635	7/8	1.7/8	12	—	018152	—
	51		0.0670	1"	2"	12	—	018151	—
	50		0.0700	1"	2"	12	—	018150	—
	49		0.0730	1"	2"	12	—	018149	—
	48		0.0760	1"	2"	12	—	018148	—
5/64			0.0781	1"	2"	12	010105	—	—
	47		0.0785	1"	2"	12	—	018147	—
	46		0.0810	1.1/8	2.1/8	12	—	018146	—
	45		0.0820	1.1/8	2.1/8	12	—	018145	—
	44		0.0860	1.1/8	2.1/8	12	—	018144	—
	43		0.0890	1.1/4	2.1/4	12	—	018143	—
	42		0.0935	1.1/4	2.1/4	12	—	018142	—
3/32			0.0938	1.1/4	2.1/4	12	010106	—	—
	41		0.0960	1.3/8	2.3/8	12	—	018141	—
	40		0.0980	1.3/8	2.3/8	12	—	018140	—
	39		0.0995	1.3/8	2.3/8	12	—	018139	—
	38		0.1015	1.7/16	2.1/2	12	—	018138	—
	37		0.1040	1.7/16	2.1/2	12	—	018137	—
	36		0.1065	1.7/16	2.1/2	12	—	018136	—
7/64			0.1094	1.1/2	2.5/8	12	010107	—	—
	35		0.1100	1.1/2	2.5/8	12	—	018135	—
	34		0.1110	1.1/2	2.5/8	12	—	018134	—
	33		0.1130	1.1/2	2.5/8	12	—	018133	—
	32		0.1160	1.5/8	2.3/4	12	—	018132	—
	31		0.1200	1.5/8	2.3/4	12	—	018131	—
1/8			0.1250	1.5/8	2.3/4	12	010108	—	—
	30		0.1285	1.5/8	2.3/4	12	—	018130	—
	29		0.1360	1.3/4	2.7/8	12	—	018129	—
	28		0.1405	1.3/4	2.7/8	12	—	018128	—
9/64			0.1406	1.3/4	2.7/8	12	010109	—	—
	27		0.1440	1.7/8	3"	12	—	018127	—
	26		0.1470	1.7/8	3"	12	—	018126	—
	25		0.1495	1.7/8	3"	12	—	018125	—
	24		0.1520	2"	3.1/8	12	—	018124	—
	23		0.1540	2"	3.1/8	12	—	018123	—
5/32			0.1563	2"	3.1/8	12	010110	—	—
	22		0.1570	2"	3.1/8	12	—	018122	—
	21		0.1590	2.1/8	3.1/4	12	—	018121	—
	20		0.1610	2.1/8	3.1/4	12	—	018120	—
	19		0.1660	2.1/8	3.1/4	12	—	018119	—
	18		0.1695	2.1/8	3.1/4	12	—	018118	—
11/64			0.1719	2.1/8	3.1/4	12	010111	—	—
	17		0.1730	2.3/16	3.3/8	12	—	018117	—
	16		0.1770	2.3/16	3.3/8	12	—	018116	—
	15		0.1800	2.3/16	3.3/8	12	—	018115	—



JOBBER DRILL

d ₁ ∅ Inch	d ₁ ∅ Nr.	d ₁ ∅ letter	d ₁ decimal Inch	l ₂ Inch	l ₁ Inch	Pack Qty	R10A	R18A	R15A
	14		0.1820	2.3/16	3.3/8	12	—	018114	—
	13		0.1850	2.5/16	3.1/2	12	—	018113	—
3/16			0.1875	2.5/16	3.1/2	12	010112	—	—
	12		0.1890	2.5/16	3.1/2	12	—	018112	—
	11		0.1910	2.5/16	3.1/2	12	—	018111	—
	10		0.1935	2.7/16	3.5/8	12	—	018110	—
	9		0.1960	2.7/16	3.5/8	12	—	018109	—
	8		0.1990	2.7/16	3.5/8	12	—	018108	—
	7		0.2010	2.7/16	3.5/8	12	—	018107	—
13/64			0.2031	2.7/16	3.5/8	12	010113	—	—
	6		0.2040	2.1/2	3.3/4	12	—	018106	—
	5		0.2055	2.1/2	3.3/4	12	—	018105	—
	4		0.2090	2.1/2	3.3/4	12	—	018104	—
	3		0.2130	2.1/2	3.3/4	12	—	018103	—
7/32			0.2188	2.1/2	3.3/4	12	010114	—	—
	2		0.2210	2.5/8	3.7/8	12	—	018102	—
	1		0.2280	2.5/8	3.7/8	12	—	018101	—
		A	0.2340	2.5/8	3.7/8	12	—	—	015101
15/64			0.2344	2.5/8	3.7/8	12	010115	—	—
		B	0.2374	2.3/4	4"	12	—	—	015102
		C	0.2421	2.3/4	4"	12	—	—	015103
		D	0.2461	2.3/4	4"	12	—	—	015104
		E	0.2500	2.3/4	4"	12	—	—	015105
1/4			0.2500	2.3/4	4"	12	010116	—	—
		F	0.2571	2.7/8	4.1/8	12	—	—	015106
		G	0.2610	2.7/8	4.1/8	12	—	—	015107
17/64			0.2656	2.7/8	4.1/8	12	010117	—	—
		H	0.2661	2.7/8	4.1/8	12	—	—	015108
		I	0.2720	2.7/8	4.1/8	12	—	—	015109
		J	0.2772	2.7/8	4.1/8	12	—	—	015110
		K	0.2811	2.15/16	4.1/4	12	—	—	015111
9/32			0.2813	2.15/16	4.1/4	12	010118	—	—
		L	0.2902	2.15/16	4.1/4	12	—	—	015112
		M	0.2949	3.1/16	4.3/8	12	—	—	015113
19/64			0.2969	3.1/16	4.3/8	12	010119	—	—
		N	0.3020	3.1/16	4.3/8	12	—	—	015114
5/16			0.3125	3.3/16	4.1/2	6	010120	—	—
		O	0.3161	3.3/16	4.1/2	6	—	—	015115
		P	0.3228	3.5/16	4.5/8	6	—	—	015116
21/64			0.3281	3.5/16	4.5/8	6	010121	—	—
		Q	0.3319	3.7/16	4.3/4	6	—	—	015117
		R	0.3390	3.7/16	4.3/4	6	—	—	015118
11/32			0.3437	3.7/16	4.3/4	6	010122	—	—
		S	0.3480	3.1/2	4.7/8	6	—	—	015119
		T	0.3580	3.1/2	4.7/8	6	—	—	015120
23/64			0.3594	3.1/2	4.7/8	6	010123	—	—
		U	0.3680	3.5/8	5"	6	—	—	015121
3/8			0.3750	3.5/8	5"	6	010124	—	—
		V	0.3772	3.5/8	5"	6	—	—	015122
		W	0.3858	3.3/4	5.1/8	6	—	—	015123
25/64			0.3906	3.3/4	5.1/8	6	0010125	—	—
		X	0.3969	3.3/4	5.1/8	6	—	—	015124
		Y	0.4039	3.7/8	5.1/4	6	—	—	015125
13/32			0.4063	3.7/8	5.1/4	6	010126	—	—
		Z	0.4130	3.7/8	5.1/4	6	—	—	015126
27/64			0.4219	3.15/16	5.3/8	6	010127	—	—
7/16			0.4375	4.1/16	5.1/2	6	010128	—	—
29/64			0.4531	4.3/16	5.5/8	6	010129	—	—
15/32			0.4687	4.5/16	5.3/4	6	010130	—	—
31/64			0.4844	4.3/8	5.7/8	6	010131	—	—
1/2			0.5000	4.1/2	6"	6	010132	—	—

JOBBER DRILL



Heavy Duty Jobber Length (NAS 907 Type B)

R10B - Fractional Sizes • 1/16 - 1/2

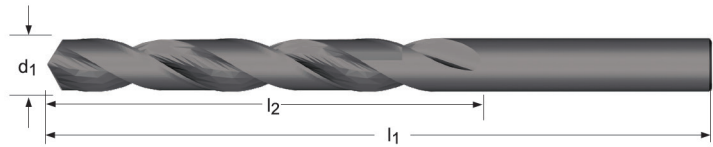
R18B - Wire Gauge Sizes • N52 - N1

R15B - Letter Sizes • A - Z

NAS
907

4XD

HSS



Low thrust design self centering Split Point for easier penetration. Steam Tempered surface treatment for increased wear resistance & lubricity. Recommended for tougher ferrous materials.

d ₁ ∅ Inch	d ₁ ∅ Nr.	d ₁ ∅ letter	d ₁ decimal Inch	l ₂ Inch	l ₁ Inch	Pack Qty	R10B	R18B	R15B
1/16			0.0625	7/8	1.7/8	12	010204	—	—
	52		0.0635	7/8	1.7/8	12	—	018252	—
	51		0.0670	1"	2"	12	—	018251	—
	50		0.0700	1"	2"	12	—	018250	—
	49		0.0730	1"	2"	12	—	018249	—
	48		0.0760	1"	2"	12	—	018248	—
5/64			0.0781	1"	2"	12	010205	—	—
	47		0.0785	1"	2"	12	—	018247	—
	46		0.0810	1.1/8	2.1/8	12	—	018246	—
	45		0.0820	1.1/8	2.1/8	12	—	018245	—
	44		0.0860	1.1/8	2.1/8	12	—	018244	—
	43		0.0890	1.1/4	2.1/4	12	—	018243	—
	42		0.0935	1.1/4	2.1/4	12	—	018242	—
3/32			0.0938	1.1/4	2.1/4	12	010206	—	—
	41		0.0960	1.3/8	2.3/8	12	—	018241	—
	40		0.0980	1.3/8	2.3/8	12	—	018240	—
	39		0.0995	1.3/8	2.3/8	12	—	018239	—
	38		0.1015	1.7/16	2.1/2	12	—	018238	—
	37		0.1040	1.7/16	2.1/2	12	—	018237	—
	36		0.1065	1.7/16	2.1/2	12	—	018236	—
7/64			0.1094	1.1/2	2.5/8	12	010207	—	—
	35		0.1100	1.1/2	2.5/8	12	—	018235	—
	34		0.1110	1.1/2	2.5/8	12	—	018234	—
	33		0.1130	1.1/2	2.5/8	12	—	018233	—
	32		0.1160	1.5/8	2.3/4	12	—	018232	—
	31		0.1200	1.5/8	2.3/4	12	—	018231	—
1/8			0.1250	1.5/8	2.3/4	12	010208	—	—
	30		0.1285	1.5/8	2.3/4	12	—	018230	—
	29		0.1360	1.3/4	2.7/8	12	—	018229	—
	28		0.1405	1.3/4	2.7/8	12	—	018228	—
9/64			0.1406	1.3/4	2.7/8	12	010209	—	—
	27		0.1440	1.7/8	3"	12	—	018227	—
	26		0.1470	1.7/8	3"	12	—	018226	—
	25		0.1495	1.7/8	3"	12	—	018225	—
	24		0.1520	2"	3.1/8	12	—	018224	—
	23		0.1540	2"	3.1/8	12	—	018223	—
5/32			0.1563	2"	3.1/8	12	010210	—	—
	22		0.1570	2"	3.1/8	12	—	018222	—
	21		0.1590	2.1/8	3.1/4	12	—	018221	—
	20		0.1610	2.1/8	3.1/4	12	—	018220	—
	19		0.1660	2.1/8	3.1/4	12	—	018219	—
	18		0.1695	2.1/8	3.1/4	12	—	018218	—
11/64			0.1719	2.1/8	3.1/4	12	010211	—	—
	17		0.1730	2.3/16	3.3/8	12	—	018217	—
	16		0.1770	2.3/16	3.3/8	12	—	018216	—
	15		0.1800	2.3/16	3.3/8	12	—	018215	—



JOBBER DRILL

d ₁ Ø Inch	d ₁ Ø Nr.	d ₁ Ø letter	d ₁ decimal Inch	l ₂ Inch	l ₁ Inch	Pack Qty	R10B	R18B	R15B
	14		0.1820	2.3/16	3.3/8	12	—	018214	—
	13		0.1850	2.5/16	3.1/2	12	—	018213	—
3/16			0.1875	2.5/16	3.1/2	12	010212	—	—
	12		0.1890	2.5/16	3.1/2	12	—	018212	—
	11		0.1910	2.5/16	3.1/2	12	—	018211	—
	10		0.1935	2.7/16	3.5/8	12	—	018210	—
	9		0.1960	2.7/16	3.5/8	12	—	018209	—
	8		0.1990	2.7/16	3.5/8	12	—	018208	—
	7		0.2010	2.7/16	3.5/8	12	—	018207	—
13/64			0.2031	2.7/16	3.5/8	12	010213	—	—
	6		0.2040	2.1/2	3.3/4	12	—	018206	—
	5		0.2055	2.1/2	3.3/4	12	—	018205	—
	4		0.2090	2.1/2	3.3/4	12	—	018204	—
	3		0.2130	2.1/2	3.3/4	12	—	018203	—
7/32			0.2188	2.1/2	3.3/4	12	010214	—	—
	2		0.2210	2.5/8	3.7/8	12	—	018202	—
	1		0.2280	2.5/8	3.7/8	12	—	018201	—
		A	0.2340	2.5/8	3.7/8	12	—	—	015201
15/64			0.2344	2.5/8	3.7/8	12	010215	—	—
		B	0.2374	2.3/4	4"	12	—	—	015202
		C	0.2421	2.3/4	4"	12	—	—	015203
		D	0.2461	2.3/4	4"	12	—	—	015204
		E	0.2500	2.3/4	4"	12	—	—	015205
1/4			0.2500	2.3/4	4"	12	010216	—	—
		F	0.2571	2.7/8	4.1/8	12	—	—	015206
		G	0.2610	2.7/8	4.1/8	12	—	—	015207
17/64			0.2656	2.7/8	4.1/8	12	010217	—	—
		H	0.2661	2.7/8	4.1/8	12	—	—	015208
		I	0.2720	2.7/8	4.1/8	12	—	—	015209
		J	0.2772	2.7/8	4.1/8	12	—	—	015210
		K	0.2811	2.15/16	4.1/4	12	—	—	015211
9/32			0.2813	2.15/16	4.1/4	12	010218	—	—
		L	0.2902	2.15/16	4.1/4	12	—	—	015212
		M	0.2949	3.1/16	4.3/8	12	—	—	015213
19/64			0.2969	3.1/16	4.3/8	12	010219	—	—
		N	0.3020	3.1/16	4.3/8	12	—	—	015214
5/16			0.3125	3.3/16	4.1/2	6	010220	—	—
		O	0.3161	3.3/16	4.1/2	6	—	—	015215
		P	0.3228	3.5/16	4.5/8	6	—	—	015216
21/64			0.3281	3.5/16	4.5/8	6	010221	—	—
		Q	0.3319	3.7/16	4.3/4	6	—	—	015217
		R	0.3390	3.7/16	4.3/4	6	—	—	015218
11/32			0.3437	3.7/16	4.3/4	6	010222	—	—
		S	0.3480	3.1/2	4.7/8	6	—	—	015219
		T	0.3580	3.1/2	4.7/8	6	—	—	015220
23/64			0.3594	3.1/2	4.7/8	6	010223	—	—
		U	0.3680	3.5/8	5"	6	—	—	015221
3/8			0.3750	3.5/8	5"	6	010224	—	—
		V	0.3772	3.5/8	5"	6	—	—	015222
		W	0.3858	3.3/4	5.1/8	6	—	—	015223
25/64			0.3906	3.3/4	5.1/8	6	010225	—	—
		X	0.3969	3.3/4	5.1/8	6	—	—	015224
		Y	0.4039	3.7/8	5.1/4	6	—	—	015225
13/32			0.4063	3.7/8	5.1/4	6	010226	—	—
		Z	0.4130	3.7/8	5.1/4	6	—	—	015226
27/64			0.4219	3.15/16	5.3/8	6	010227	—	—
7/16			0.4375	4.1/16	5.1/2	6	010228	—	—
29/64			0.4531	4.3/16	5.5/8	6	010229	—	—
15/32			0.4687	4.5/16	5.3/4	6	010230	—	—
31/64			0.4844	4.3/8	5.7/8	6	010231	—	—
1/2			0.5000	4.1/2	6"	6	010232	—	—

COBALT JOBBER DRILL



Heavy Duty Jobber Length (NAS 907 Type J)

R10CO - Fractional Sizes • 1/64 - 11/16

R18CO - Wire Gauge Sizes • N80 - N1

R15CO - Letter Sizes • A - Z

2ACO - Metric Sizes • 1mm - 13mm

R10CO
R18CO
R15CO

NAS
907

4XD

HSS-E

135°


2ACO

DIN
338

4XD

HSS-E

135°



Low thrust design self centering Split Point for easier penetration. Cobalt base material, Bronze Tempered for wear resistance & lubricity. For enhanced tool life in ferrous materials.

d ₁ ∅ Inch	d ₁ ∅ Nr.	d ₁ ∅ letter	d ₁ ∅ mm	d ₁ decimal Inch	l ₂ Inch	l ₂ mm	l ₁ Inch	l ₁ mm	Pack Qty	R10CO	R18CO	R15CO	2ACO
	80			0.0135	1/8		3/4		12	— ¹⁾	018380	—	—
	79			0.0145	1/8		3/4		12	— ¹⁾	018379	—	—
1/64				0.0156	3/16		3/4		12	010301 ¹⁾	—	—	—
	78			0.0160	3/16		7/8		12	— ¹⁾	018378	—	—
	77			0.0180	3/16		7/8		12	— ¹⁾	018377	—	—
	76			0.0200	3/16		7/8		12	— ¹⁾	018376	—	—
	75			0.0210	1/4		1"		12	— ¹⁾	018375	—	—
	74			0.0225	1/4		1"		12	— ¹⁾	018374	—	—
	73			0.0240	5/16		1.1/8		12	— ¹⁾	018373	—	—
	72			0.0250	5/16		1.1/8		12	— ¹⁾	018372	—	—
	71			0.0260	3/8		1.1/4		12	— ¹⁾	018371	—	—
	70			0.0280	3/8		1.1/4		12	— ¹⁾	018370	—	—
	69			0.0292	1/2		1.3/8		12	— ¹⁾	018369	—	—
	68			0.0310	1/2		1.3/8		12	— ¹⁾	018368	—	—
1/32				0.0313	1/2		1.3/8		12	010302 ¹⁾	—	—	—
	67			0.0320	1/2		1.3/8		12	— ¹⁾	018367	—	—
	66			0.0330	1/2		1.3/8		12	— ¹⁾	018366	—	—
	65			0.0350	5/8		1.1/2		12	— ¹⁾	018365	—	—
	64			0.0360	5/8		1.1/2		12	— ¹⁾	018364	—	—
	63			0.0370	5/8		1.1/2		12	— ¹⁾	018363	—	—
	62			0.0380	5/8		1.1/2		12	— ¹⁾	018362	—	—
	61			0.0390	11/16		1.5/8		12	— ¹⁾	018361	—	—
		1.00		0.0394		12		34	12	—	—	—	016410
	60			0.0400	11/16		1.5/8		12	—	018360	—	—
	59			0.0410	11/16		1.5/8		12	—	018359	—	—
		1.05		0.0413		12		34	12	—	—	—	016355
	58			0.0420	11/16		1.5/8		12	—	018358	—	—
	57			0.0430	3/4		1.3/4		12	—	018357	—	—
		1.10		0.0433		14		36	12	—	—	—	016411
		1.15		0.0453		14		36	12	—	—	—	016356
	56			0.0465	3/4		1.3/4		12	—	018356	—	—
3/64				0.0469	3/4		1.3/4		12	010303	—	—	—
				0.0472		16		38	12	—	—	—	016412
				0.0492		16		38	12	—	—	—	016357
				0.0512		16		38	12	—	—	—	016413
	55			0.0520	7/8		1.7/8		12	—	018355	—	—
				0.0531		18		40	12	—	—	—	016358
				0.0551		18		40	12	—	—	—	016414
	54			0.0550	7/8		1.7/8		12	—	018354	—	—
				0.0571		18		40	12	—	—	—	016359
				0.0591		18		40	12	—	—	—	016415
	53			0.0595	7/8		1.7/8		12	—	018353	—	—
				0.0610		20		43	12	—	—	—	016360
1/16				0.0625	7/8		1.7/8		12	010304	—	—	—

¹⁾ No Split Point



COBALT JOBBER DRILL

d ₁ Ø Inch	d ₁ Ø Nr.	d ₁ Ø letter	d ₁ Ø mm	d ₁ decimal Inch	l ₂ Inch	l ₂ mm	l ₁ Inch	l ₁ mm	Pack Qty	R10CO	R18CO	R15CO	2ACO
			1.60	0.0630		20		43	12	—	—	—	016416
	52		0.0635	7/8			1.7/8		12	—	018352	—	—
			1.65	0.0650		20		43	12	—	—	—	016361
			1.70	0.0669		20		43	12	—	—	—	016417
	51		0.0670	1"			2"		12	—	018351	—	—
			1.75	0.0689		22		46	12	—	—	—	016362
	50		0.0700	1"			2"		12	—	018350	—	—
			1.80	0.0709		22		46	12	—	—	—	016418
			1.85	0.0728		22		46	12	—	—	—	016363
	49		0.0730	1"			2"		12	—	018349	—	—
			1.90	0.0748		22		46	12	—	—	—	016419
	48		0.0760	1"			2"		12	—	018348	—	—
			1.95	0.0768		24		49	12	—	—	—	016364
5/64			0.0781	1"			2"		12	010305	—	—	—
	47		0.0785	1"			2"		12	—	018347	—	—
			2.00	0.0787		24		49	12	—	—	—	016420
			2.05	0.0807		24		49	12	—	—	—	016365
	46		0.0810	1.1/8			2.1/8		12	—	018346	—	—
	45		0.0820	1.1/8			2.1/8		12	—	018345	—	—
			2.10	0.0827		24		49	12	—	—	—	016421
	44		0.0860	1.1/8			2.1/8		12	—	018344	—	—
			2.20	0.0866		27		53	12	—	—	—	016422
	43		0.0890	1.1/4			2.1/4		12	—	018343	—	—
			2.30	0.0906		27		53	12	—	—	—	016423
			2.35	0.0925		27		53	12	—	—	—	016368
	42		0.0935	1.1/4			2.1/4		12	—	018342	—	—
3/32			0.0938	1.1/4			2.1/4		12	010306	—	—	—
			2.40	0.0945		30		57	12	—	—	—	016424
	41		0.0960	1.3/8			2.3/8		12	—	018341	—	—
	40		0.0980	1.3/8			2.3/8		12	—	018340	—	—
			2.50	0.0984		30		57	12	—	—	—	016425
	39		0.0995	1.3/8			2.3/8		12	—	018339	—	—
	38		0.1015	1.7/16			2.1/2		12	—	018338	—	—
			2.60	0.1024		30		57	12	—	—	—	016426
	37		0.1040	1.7/16			2.1/2		12	—	018337	—	—
			2.70	0.1063		33		61	12	—	—	—	016427
	36		0.1065	1.7/16			2.1/2		12	—	018336	—	—
7/64			0.1094	1.1/2			2.5/8		12	010307	—	—	—
	35		0.1100	1.1/2			2.5/8		12	—	018335	—	—
			2.80	0.1102		33		61	12	—	—	—	016428
	34		0.1110	1.1/2			2.5/8		12	—	018334	—	—
	33		0.1130	1.1/2			2.5/8		12	—	018333	—	—
			2.90	0.1142		33		61	12	—	—	—	016429
	32		0.1160	1.5/8			2.3/4		12	—	018332	—	—
			3.00	0.1181		33		61	12	—	—	—	016430
	31		0.1200	1.5/8			2.3/4		12	—	018331	—	—
			3.10	0.1220		36		65	12	—	—	—	016431
1/8			0.1250	1.5/8			2.3/4		12	010308	—	—	—
			3.20	0.1260		36		65	12	—	—	—	016432
			3.25	0.1280		36		65	12	—	—	—	016371
	30		0.1285	1.5/8			2.3/4		12	—	018330	—	—
			3.30	0.1299		36		65	12	—	—	—	016433
			3.40	0.1339		39		70	12	—	—	—	016434
	29		0.1360	1.3/4			2.7/8		12	—	018329	—	—
			3.50	0.1378		39		70	12	—	—	—	016435
	28		0.1405	1.3/4			2.7/8		12	—	018328	—	—
9/64			0.1406	1.3/4			2.7/8		12	010309	—	—	—
			3.60	0.1417		39		70	12	—	—	—	016436
	27		0.1440	1.7/8			3"		12	—	018327	—	—
			3.70	0.1457		39		70	12	—	—	—	016437
	26		0.1470	1.7/8			3"		12	—	018326	—	—
			3.75	0.1476		39		70	12	—	—	—	016372

COBALT JOBBER DRILL



d ₁ Ø Inch	d ₁ Ø Nr.	d ₁ Ø letter	d ₁ Ø mm	d ₁ decimal Inch	l ₂ Inch	l ₂ mm	l ₁ Inch	l ₁ mm	Pack Qty	R10CO	R18CO	R15CO	2ACO
			3.80	0.1496		43		75	12	—	—	—	016438
	25			0.1495	1.7/8		3"		12	—	018325	—	—
	24			0.1520	2"		3.1/8		12	—	018324	—	—
	23			0.1540	2"		3.1/8		12	—	018323	—	—
5/32				0.1563	2"		3.1/8		12	010310	—	—	—
	22			0.1570	2"		3.1/8		12	—	018322	—	—
			4.00	0.1575		43		75	12	—	—	—	016440
	21			0.1590	2.1/8		3.1/4		12	—	018321	—	—
	20			0.1610	2.1/8		3.1/4		12	—	018320	—	—
			4.10	0.1614		43		75	12	—	—	—	016441
			4.20	0.1654		43		75	12	—	—	—	016442
	19			0.1660	2.1/8		3.1/4		12	—	018319	—	—
			4.25	0.1673		43		75	12	—	—	—	016373
			4.30	0.1693		47		80	12	—	—	—	016443
	18			0.1695	2.1/8		3.1/4		12	—	018318	—	—
11/64				0.1719	2.1/8		3.1/4		12	010311	—	—	—
	17			0.1730	2.3/16		3.3/8		12	—	018317	—	—
			4.40	0.1732		47		80	12	—	—	—	016444
			4.50	0.1772		47		80	12	—	—	—	016445
	16			0.1770	2.3/16		3.3/8		12	—	018316	—	—
	15			0.1800	2.3/16		3.3/8		12	—	018315	—	—
	14			0.1820	2.3/16		3.3/8		12	—	018314	—	—
			4.70	0.1850		47		80	12	—	—	—	016447
	13			0.1850	2.5/16		3.1/2		12	—	018313	—	—
3/16				0.1875	2.5/16		3.1/2		12	010312	—	—	—
			4.80	0.1890		52		86	12	—	—	—	016448
	12			0.1890	2.5/16		3.1/2		12	—	018312	—	—
	11			0.1910	2.5/16		3.1/2		12	—	018311	—	—
	10			0.1935	2.7/16		3.5/8		12	—	018310	—	—
	9			0.1960	2.7/16		3.5/8		12	—	018309	—	—
			5.00	0.1969		52		86	12	—	—	—	016450
	8			0.1990	2.7/16		3.5/8		12	—	018308	—	—
			5.10	0.2008		52		86	12	—	—	—	016451
	7			0.2010	2.7/16		3.5/8		12	—	018307	—	—
13/64				0.2031	2.7/16		3.5/8		12	010313	—	—	—
	6			0.2040	2.1/2		3.3/4		12	—	018306	—	—
			5.20	0.2047		52		86	12	—	—	—	016452
	5			0.2055	2.1/2		3.3/4		12	—	018305	—	—
			5.25	0.2067		52		86	12	—	—	—	016375
			5.30	0.2087		52		86	12	—	—	—	016453
	4			0.2090	2.1/2		3.3/4		12	—	018304	—	—
	3			0.2130	2.1/2		3.3/4		12	—	018303	—	—
			5.50	0.2165		57		93	12	—	—	—	016455
7/32				0.2188	2.1/2		3.3/4		12	010314	—	—	—
			5.60	0.2205		57		93	12	—	—	—	016456
	2			0.2210	2.5/8		3.7/8		12	—	018302	—	—
			5.70	0.2244		57		93	12	—	—	—	016457
	1			0.2280	2.5/8		3.7/8		12	—	018301	—	—
			5.90	0.2323		57		93	12	—	—	—	016459
		A		0.2340	2.5/8		3.7/8		12	—	—	015301	—
15/64				0.2344	2.5/8		3.7/8		12	010315	—	—	—
			6.00	0.2362		57		93	12	—	—	—	016460
	B			0.2374	2.3/4		4"		12	—	—	015302	—
			6.10	0.2402		63		101	12	—	—	—	016461
	C			0.2421	2.3/4		4"		12	—	—	015303	—
			6.20	0.2441		63		101	12	—	—	—	016462
	D			0.2461	2.3/4		4"		12	—	—	015304	—
			6.30	0.2480		63		101	12	—	—	—	016463
		E		0.2500	2.3/4		4"		12	—	—	015305	—
1/4				0.2500	2.3/4		4"		12	010316	—	—	—
			6.40	0.2520		63		101	12	—	—	—	016464
			6.50	0.2559		63		101	12	—	—	—	016465



COBALT JOBBER DRILL

d ₁ Ø Inch	d ₁ Ø Nr.	d ₁ Ø letter	d ₁ Ø mm	d ₁ decimal Inch	l ₂ Inch	l ₂ mm	l ₁ Inch	l ₁ mm	Pack Qty	R10CO	R18CO	R15CO	2ACO
		F		0.2571	2.7/8		4.1/8	101	12	—	—	015306	—
			6.60	0.2598		63			12	—	—	—	016466
		G		0.2610	2.7/8		4.1/8	101	12	—	—	015307	—
			6.70	0.2638		63			12	—	—	—	016467
17/64				0.2656	2.7/8		4.1/8		12	010317	—	—	—
		H		0.2661	2.7/8		4.1/8		12	—	—	015308	—
			6.80	0.2677		69		109	12	—	—	—	016468
			6.90	0.2717		69		109	12	—	—	—	016469
		I		0.2720	2.7/8		4.1/8		12	—	—	015309	—
			7.00	0.2756		69		109	12	—	—	—	016470
		J		0.2772	2.7/8		4.1/8		12	—	—	015310	—
			7.10	0.2795		69		109	12	—	—	—	016471
		K		0.2811	2.15/16		4.1/4		12	—	—	015311	—
9/32				0.2813	2.15/16		4.1/4		12	010318	—	—	—
			7.20	0.2835		69		109	12	—	—	—	016472
			7.25	0.2854		69		109	12	—	—	—	016379
			7.30	0.2874		69		109	12	—	—	—	016473
		L		0.2902	2.15/16		4.1/4		12	—	—	015312	—
		M		0.2949	3.1/16		4.3/8		12	—	—	015313	—
			7.50	0.2953		69		109	12	—	—	—	016475
19/64				0.2969	3.1/16		4.3/8		12	010319	—	—	—
		N		0.3020	3.1/16		4.3/8		12	—	—	015314	—
			7.80	0.3071		75		117	12	—	—	—	016478
			7.90	0.3110		75		117	12	—	—	—	016479
5/16				0.3125	3.3/16		4.1/2		6	010320	—	—	—
			8.00	0.3150		75		117	6	—	—	—	016480
		O		0.3161	3.3/16		4.1/2		6	—	—	015315	—
			8.20	0.3228		75		117	6	—	—	—	016482
		P		0.3228	3.5/16		4.5/8		6	—	—	015316	—
21/64				0.3281	3.5/16		4.5/8		6	010321	—	—	—
			8.40	0.3307		75		117	6	—	—	—	016484
		Q		0.3319	3.7/16		4.3/4		6	—	—	015317	—
			8.50	0.3346		75		117	6	—	—	—	016485
		R		0.3390	3.7/16		4.3/4		6	—	—	015318	—
11/32				0.3437	3.7/16		4.3/4		6	010322	—	—	—
			8.80	0.3465		81		125	6	—	—	—	016488
		S		0.3480	3.1/2		4.7/8		6	—	—	015319	—
			8.90	0.3504		81		125	6	—	—	—	016489
			9.00	0.3543		81		125	6	—	—	—	016490
		T		0.3580	3.1/2		4.7/8		6	—	—	015320	—
			9.10	0.3583		81		125	6	—	—	—	016491
23/64				0.3594	3.1/2		4.7/8		6	010323	—	—	—
			9.20	0.3622		81		125	6	—	—	—	016492
			9.30	0.3661		81		125	6	—	—	—	016493
		U		0.3680	3.5/8		5"		6	—	—	015321	—
			9.40	0.3701		81		125	6	—	—	—	016494
			9.50	0.3740		81		125	6	—	—	—	016495
3/8				0.3750	3.5/8		5"		6	010324	—	—	—
		V		0.3772	3.5/8		5"		6	—	—	015322	—
			9.60	0.3780		87		133	6	—	—	—	016496
			9.70	0.3819		87		133	6	—	—	—	016497
			9.80	0.3858		87		133	6	—	—	—	016498
		W		0.3858	3.3/4		5.1/8		6	—	—	015323	—
25/64				0.3906	3.3/4		5.1/8		6	010325	—	—	—
			10.00	0.3937		87		133	6	—	—	—	016300
		X		0.3969	3.3/4		5.1/8		6	—	—	015324	—
			10.20	0.4016		87		133	6	—	—	—	016302
		Y		0.4039	3.7/8		5.1/4		6	—	—	015325	—
13/32				0.4063	3.7/8		5.1/4		6	010326	—	—	—
		Z		0.4130	3.7/8		5.1/4		6	—	—	015326	—
			10.50	0.4134		87		133	6	—	—	—	016305
27/64				0.4219	3.15/16		5.3/8		6	010327	—	—	—

COBALT JOBBER DRILL



d ₁ ∅ Inch	d ₁ ∅ Nr.	d ₁ ∅ letter	d ₁ ∅ mm	d ₁ decimal Inch	l ₂ Inch	l ₂ mm	l ₁ Inch	l ₁ mm	Pack Qty	R10CO	R18CO	R15CO	2ACO
			10.80	0.4252		94		142	6	—	—	—	016308
			11.00	0.4331		94		142	6	—	—	—	016310
7/16				0.4375	4.1/16		5.1/2		6	010328	—	—	—
			11.20	0.4409		94		142	6	—	—	—	016312
			11.50	0.4528		94		142	6	—	—	—	016315
29/64				0.4531	4.3/16		5.5/8		6	010329	—	—	—
			11.80	0.4646		94		142	6	—	—	—	016318
15/32				0.4687	4.5/16		5.3/4		6	010330	—	—	—
			12.00	0.4724		101		151	6	—	—	—	016320
			12.20	0.4803		101		151	6	—	—	—	016322
31/64				0.4844	4.3/8		5.7/8		6	010331	—	—	—
			12.50	0.4921		101		151	6	—	—	—	016325
1/2				0.5000	4.1/2		6"		6	010332	—	—	—
			13.00	0.5118		101		151	1	—	—	—	016330
33/64				0.5156	4.13/16		6.5/8		1	010333	—	—	—
17/32				0.5313	4.13/16		6.5/8		1	010334	—	—	—
35/64				0.5469	4.13/16		6.5/8		1	010335	—	—	—
9/16				0.5625	4.13/16		6.5/8		1	010336	—	—	—
37/64				0.5781	4.13/16		6.5/8		1	010337	—	—	—
19/32				0.5937	5.3/16		7.1/8		1	010338	—	—	—
39/64				0.6094	5.3/16		7.1/8		1	010339	—	—	—
5/8				0.6250	5.3/16		7.1/8		1	010340	—	—	—
41/64				0.6406	5.3/16		7.1/8		1	010341	—	—	—
21/32				0.6563	5.3/16		7.1/8		1	010342	—	—	—
43/64				0.6719	5.5/8		7.5/8		1	010343	—	—	—
11/16				0.6875	5.5/8		7.5/8		1	010344	—	—	—

Heavy Duty Jobber Length (NAS 907 Type D)

NAS
907


3XD

HSS-E

135°

R88CO - Fractional Sizes • 1/16 - 1/2

R89CO - Wire Gauge Sizes • N52 - N3



Low thrust design self centering Split Point for easier penetration. Shorter Flute Lengths. Cobalt base material, Bronze Tempered for wear resistance and lubricity.

d ₁ ∅ Inch	d ₁ ∅ Nr.	d ₁ decimal Inch	l ₂ Inch	l ₁ Inch	Pack Qty	R88CO	R89CO
1/16		0.0625	7/16	1.7/8	12	058704	—
	52	0.0635	7/16	1.7/8	12	—	058852
	51	0.0670	1/2	2"	12	—	058851
	50	0.0700	1/2	2"	12	—	058850
	49	0.0730	1/2	2"	12	—	058849
5/64		0.0781	1/2	2"	12	058705	—
	46	0.0810	9/16	2.1/8	12	—	058846
	45	0.0820	9/16	2.1/8	12	—	058845
	44	0.0860	9/16	2.1/8	12	—	058844
	43	0.0890	5/8	2.1/4	12	—	058843
	42	0.0935	5/8	2.1/4	12	—	058842



COBALT JOBBER DRILL

d ₁ Ø Inch	d ₁ Ø Nr.	d ₁ decimal Inch	l ₂ Inch	l ₁ Inch	Pack Qty	R88CO	R89CO
3/32		0.0938	5/8	2.1/4	12	058706	—
	41	0.0960	5/8	2.3/8	12	—	058841
	40	0.0980	13/16	2.3/8	12	—	058840
	39	0.0995	13/16	2.3/8	12	—	058839
	36	0.1065	13/16	2.1/2	12	—	058836
7/64		0.1094	13/16	2.5/8	12	058707	—
	31	0.1200	7/8	2.3/4	12	—	058831
1/8		0.1250	7/8	2.3/4	12	058708	—
	30	0.1285	15/16	2.3/4	12	—	058830
	29	0.1360	15/16	2.7/8	12	—	058829
9/64		0.1406	15/16	2.7/8	12	058709	—
	27	0.1440	1"	3"	12	—	058827
	26	0.1470	1"	3"	12	—	058826
	25	0.1495	1"	3"	12	—	058825
	24	0.1520	1"	3.1/8	12	—	058824
5/32		0.1563	1"	3.1/8	12	058710	—
	22	0.1570	1.1/16	3.1/8	12	—	058822
	21	0.1590	1.1/16	3.1/4	12	—	058821
	20	0.1610	1.1/16	3.1/4	12	—	058820
11/64		0.1719	1.1/16	3.1/4	12	058711	—
	16	0.1770	1.1/8	3.3/8	12	—	058816
	13	0.1850	1.1/8	3.1/2	12	—	058813
3/16		0.1875	1.1/8	3.1/2	12	058712	—
	12	0.1890	1.1/8	3.1/2	12	—	058812
	11	0.1910	1.3/16	3.1/2	12	—	058811
	10	0.1935	1.3/16	3.5/8	12	—	058810
	9	0.1960	1.3/16	3.5/8	12	—	058809
	8	0.1990	1.3/16	3.5/8	12	—	058808
	7	0.2010	1.3/16	3.5/8	12	—	058807
13/64		0.2031	1.3/16	3.5/8	12	058713	—
	6	0.2040	1.1/4	3.3/4	12	—	058806
	5	0.2055	1.1/4	3.3/4	12	—	058805
	3	0.2130	1.1/4	3.3/4	12	—	058803
7/32		0.2188	1.1/4	3.3/4	12	058714	—
15/64		0.2344	1.5/16	3.7/8	12	058715	—
1/4		0.2500	1.3/8	4"	12	058716	—
17/64		0.2656	1.7/16	4.1/8	12	058717	—
9/32		0.2813	1.1/2	4.1/4	12	058718	—
19/64		0.2969	1.9/16	4.3/8	12	058719	—
5/16		0.3125	1.5/8	4.1/2	6	058720	—
21/64		0.3281	1.11/16	4.5/8	6	058721	—
11/32		0.3437	1.11/16	4.3/4	6	058722	—
23/64		0.3594	1.3/4	4.7/8	6	058723	—
3/8		0.3750	1.13/16	5"	6	058724	—
25/64		0.3906	1.7/8	5.1/8	6	058725	—
13/32		0.4063	1.15/16	5.1/4	6	058726	—
27/64		0.4219	2"	5.3/8	6	058727	—
7/16		0.4375	2.1/16	5.1/2	6	058728	—
29/64		0.4531	2.1/8	5.5/8	6	058729	—
15/32		0.4687	2.1/8	5.3/4	6	058730	—
31/64		0.4844	2.3/16	5.7/8	6	058731	—
1/2		0.5000	2.1/4	6"	6	058732	—

SCREW MACHINE DRILL

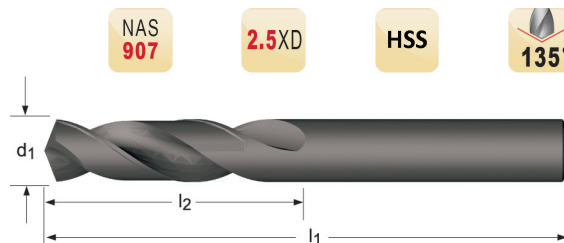


Heavy Duty Screw Machine Length (NAS 907 Type C)

R40C - Fractional Sizes • 1/16 - 1/2

R41C - Wire Gauge Sizes • N60 - N1

R42C - Letter Sizes • A - Z



Low thrust design self centering Split Point for easier penetration. Steam Tempered surface treatment for increased wear resistance and lubricity.

d_1 Ø Inch	d_1 Ø Nr.	d_1 Ø letter	d_1 decimal Inch	l_2 Inch	l_1 Inch	Pack Qty	R40C	R41C	R42C
	60		0.0400	1/2	1.3/8	12	—	041860 ¹⁾	—
	59		0.0410	1/2	1.3/8	12	—	041859 ¹⁾	—
	58		0.0420	1/2	1.3/8	12	—	041858 ¹⁾	—
	57		0.0430	1/2	1.3/8	12	—	041857 ¹⁾	—
	56		0.0465	1/2	1.3/8	12	—	041856 ¹⁾	—
	55		0.0520	5/8	1.5/8	12	—	041855 ¹⁾	—
	54		0.0550	5/8	1.5/8	12	—	041854 ¹⁾	—
	53		0.0595	5/8	1.5/8	12	—	041853 ¹⁾	—
1/16			0.0625	5/8	1.5/8	12	040804	—	—
	52		0.0635	11/16	1.11/16	12	—	041852	—
	51		0.0670	11/16	1.11/16	12	—	041851	—
	50		0.0700	11/16	1.11/16	12	—	041850	—
	49		0.0730	11/16	1.11/16	12	—	041849	—
	48		0.0760	11/16	1.11/16	12	—	041848	—
5/64			0.0781	11/16	1.11/16	12	040805	—	—
	47		0.0785	11/16	1.11/16	12	—	041847	—
	46		0.0810	3/4	1.3/4	12	—	041846	—
	45		0.0820	3/4	1.3/4	12	—	041845	—
	44		0.0860	3/4	1.3/4	12	—	041844	—
	43		0.0890	3/4	1.3/4	12	—	041843	—
	42		0.0935	3/4	1.3/4	12	—	041842	—
3/32			0.0938	3/4	1.3/4	12	040806	—	—
	41		0.0960	13/16	1.13/16	12	—	041841	—
	40		0.0980	13/16	1.13/16	12	—	041840	—
	39		0.0995	13/16	1.13/16	12	—	041839	—
	38		0.1015	13/16	1.13/16	12	—	041838	—
	37		0.1040	13/16	1.13/16	12	—	041837	—
	36		0.1065	13/16	1.13/16	12	—	041836	—
7/64			0.1094	13/16	1.13/16	12	040807	—	—
	35		0.1100	7/8	1.7/8	12	—	041835	—
	34		0.1110	7/8	1.7/8	12	—	041834	—
	33		0.1130	7/8	1.7/8	12	—	041833	—
	32		0.1160	7/8	1.7/8	12	—	041832	—
	31		0.1200	7/8	1.7/8	12	—	041831	—
1/8			0.1250	7/8	1.7/8	12	040808	—	—
	30		0.1285	15/16	1.15/16	12	—	041830	—
	29		0.1360	15/16	1.15/16	12	—	041829	—
	28		0.1405	15/16	1.15/16	12	—	041828	—
9/64			0.1406	15/16	1.15/16	12	040809	—	—
	27		0.1440	1"	2.1/16	12	—	041827	—
	26		0.1470	1"	2.1/16	12	—	041826	—
	25		0.1495	1"	2.1/16	12	—	041825	—
	24		0.1520	1"	2.1/16	12	—	041824	—
	23		0.1540	1"	2.1/16	12	—	041823	—
5/32			0.1563	1"	2.1/16	12	040810	—	—

¹⁾ Not Split Point



SCREW MACHINE DRILL

d ₁ Ø Inch	d ₁ Ø Nr.	d ₁ Ø letter	d ₁ decimal Inch	l ₂ Inch	l ₁ Inch	Pack Qty	R40C	R41C	R42C
	22		0.1570	1.1/16	2.1/8	12	—	041822	—
	21		0.1590	1.1/16	2.1/8	12	—	041821	—
	20		0.1610	1.1/16	2.1/8	12	—	041820	—
	19		0.1660	1.1/16	2.1/8	12	—	041819	—
	18		0.1695	1.1/16	2.1/8	12	—	041818	—
11/64			0.1719	1.1/16	2.1/8	12	040811	—	—
	17		0.1730	1.1/8	2.3/16	12	—	041817	—
	16		0.1770	1.1/8	2.3/16	12	—	041816	—
	15		0.1800	1.1/8	2.3/16	12	—	041815	—
	14		0.1820	1.1/8	2.3/16	12	—	041814	—
	13		0.1850	1.1/8	2.3/16	12	—	041813	—
3/16			0.1875	1.1/8	2.3/16	12	040812	—	—
	12		0.1890	1.3/16	2.1/4	12	—	041812	—
	11		0.1910	1.3/16	2.1/4	12	—	041811	—
	10		0.1935	1.3/16	2.1/4	12	—	041810	—
	9		0.1960	1.3/16	2.1/4	12	—	041809	—
	8		0.1990	1.3/16	2.1/4	12	—	041808	—
	7		0.2010	1.3/16	2.1/4	12	—	041807	—
13/64			0.2031	1.3/16	2.1/4	12	040813	—	—
	6		0.2040	1.1/4	2.3/8	12	—	041806	—
	5		0.2055	1.1/4	2.3/8	12	—	041805	—
	4		0.2090	1.1/4	2.3/8	12	—	041804	—
	3		0.2130	1.1/4	2.3/8	12	—	041803	—
7/32			0.2188	1.1/4	2.3/8	12	040814	—	—
	2		0.2210	1.5/16	2.7/16	12	—	041802	—
	1		0.2280	1.5/16	2.7/16	12	—	041801	—
		A	0.2340	1.5/16	2.7/16	12	—	—	042801
15/64			0.2344	1.5/16	2.7/16	12	040815	—	—
		B	0.2380	1.3/8	2.1/2	12	—	—	042802
		C	0.2420	1.3/8	2.1/2	12	—	—	042803
		D	0.2460	1.3/8	2.1/2	12	—	—	042804
		E	0.2500	1.3/8	2.1/2	12	—	—	042805
1/4			0.2500	1.3/8	2.1/2	12	040816	—	—
		F	0.2570	1.7/16	2.5/8	12	—	—	042806
		G	0.2610	1.7/16	2.5/8	12	—	—	042807
17/64			0.2656	1.7/16	2.5/8	12	040817	—	—
		H	0.2660	1.1/2	2.11/16	12	—	—	042808
		I	0.2720	1.1/2	2.11/16	12	—	—	042809
		J	0.2770	1.1/2	2.11/16	12	—	—	042810
		K	0.2810	1.1/2	2.11/16	12	—	—	042811
9/32			0.2813	1.1/2	2.11/16	12	040818	—	—
		L	0.2900	1.9/16	2.3/4	12	—	—	042812
		M	0.2950	1.9/16	2.3/4	12	—	—	042813
19/64			0.2969	1.9/16	2.3/4	12	040819	—	—
		N	0.3020	1.5/8	2.13/16	12	—	—	042814
5/16			0.3125	1.5/8	2.13/16	6	040820	—	—
		O	0.3160	1.11/16	2.15/16	6	—	—	042815
		P	0.3230	1.11/16	2.15/16	6	—	—	042816
21/64			0.3281	1.11/16	2.15/16	6	040821	—	—
		Q	0.3320	1.11/16	3"	6	—	—	042817
		R	0.3390	1.11/16	3"	6	—	—	042818
11/32			0.3437	1.11/16	3"	6	040822	—	—
		S	0.3480	1.3/4	3.1/16	6	—	—	042819
		T	0.3580	1.3/4	3.1/16	6	—	—	042820
23/64			0.3594	1.3/4	3.1/16	6	040823	—	—
		U	0.3680	1.13/16	3.1/8	6	—	—	042821
3/8			0.3750	1.13/16	3.1/8	6	040824	—	—
		V	0.3770	1.7/8	3.1/4	6	—	—	042822
		W	0.3860	1.7/8	3.1/4	6	—	—	042823
25/64			0.3906	1.7/8	3.1/4	6	040825	—	—
		X	0.3970	1.15/16	3.5/16	6	—	—	042824
		Y	0.4040	1.15/16	3.5/16	6	—	—	042825

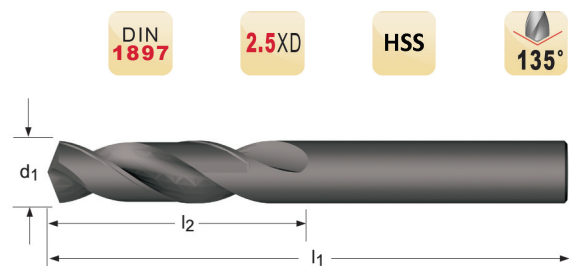
SCREW MACHINE DRILL



d_1 Ø	d_1 Ø	d_1 Ø	d_1 decimal	l_2	l_1	Pack Qty	R40C	R41C	R42C
Inch	Nr.	letter	Inch	Inch	Inch				
13/32			0.4063	1.15/16	3.5/16	6	040826	—	—
		Z	0.4130	2"	3.3/8	6	—	—	042826
27/64			0.4219	2"	3.3/8	6	040827	—	—
7/16			0.4375	2.1/16	3.7/16	6	040828	—	—
29/64			0.4531	2.1/8	3.9/16	6	040829	—	—
15/32			0.4687	2.1/8	3.5/8	6	040830	—	—
31/64			0.4844	2.3/16	3.11/16	6	040831	—	—
1/2			0.5000	2.1/4	3.3/4	6	040832	—	—

Heavy Duty Screw Machine Length Metric

4ASM - Metric • 1mm - 12.5mm



Low thrust design self centering Split Point for easier penetration. Steam Tempered surface treatment for increased wear resistance & lubricity.

d_1 Ø	d_1 decimal	l_2	l_1	Pack Qty	4ASM
mm	Inch	mm	mm		
1.00	0.0394	6	22	12	046100 ¹⁾
1.25	0.0492	8	30	12	046125 ¹⁾
1.30	0.0512	8	30	12	046130 ¹⁾
1.65	0.0650	11	34	12	046165
2.00	0.0787	12	38	12	046200
2.30	0.0906	13	40	12	046230
2.40	0.0945	14	43	12	046240
2.50	0.0984	14	43	12	046250
3.00	0.1181	16	46	12	046300
3.10	0.1220	18	49	12	046310
3.20	0.1260	18	49	12	046320
3.30	0.1299	18	49	12	046330
3.40	0.1339	20	52	12	046340
3.50	0.1378	20	52	12	046350
3.70	0.1457	20	52	12	046370
4.00	0.1575	22	55	12	046400
4.20	0.1654	22	55	12	046420
4.50	0.1772	24	58	12	046450
5.00	0.1969	26	62	12	046500

¹⁾ Not Split Point



SCREW MACHINE DRILL

d₁ Ø mm	d₁ decimal Inch	l₂ mm	l₁ mm	Pack Qty	4ASM
5.50	0.2165	28	66	12	046550
5.70	0.2244	28	66	12	046570
5.80	0.2283	28	66	12	046580
6.00	0.2362	28	66	12	046600
6.20	0.2441	31	70	12	046620
6.40	0.2520	31	70	12	046640
6.50	0.2559	31	70	12	046650
6.60	0.2598	31	70	12	046660
6.80	0.2677	34	74	12	046680
6.90	0.2717	34	74	12	046690
7.00	0.2756	34	74	12	046700
7.20	0.2835	34	74	12	046720
7.50	0.2953	37	79	12	046750
8.00	0.3150	37	79	6	046800
8.10	0.3189	37	79	6	046810
8.40	0.3307	37	79	6	046840
8.50	0.3346	37	79	6	046850
8.70	0.3425	40	84	6	046870
9.00	0.3543	40	84	6	046900
9.10	0.3583	40	84	6	046910
9.20	0.3622	40	84	6	046920
9.30	0.3661	40	84	6	046930
9.50	0.3740	40	84	6	046950
9.70	0.3819	43	89	6	046970
10.00	0.3937	43	89	6	047000
10.20	0.4016	43	89	6	047002
10.50	0.4134	43	89	6	047005
10.80	0.4252	47	95	6	047008
11.00	0.4331	47	95	6	047110
11.20	0.4409	47	95	6	047112
11.50	0.4528	47	95	6	047115
11.80	0.4646	47	95	6	047118
12.00	0.4724	51	102	6	047200
12.20	0.4803	51	102	6	047220
12.50	0.4921	51	102	6	047250

AIRCRAFT EXTENSION DRILL




Aircraft Extension (NAS 907 Type B)

500-6 - Fractional Sizes • 3/64 x 1/2

501-6 - Wire Gauge Sizes • N60 - N1

502-6 - Letter Sizes • A - Z



Low thrust design self centering 135° Split Point for easier penetration. Steam Tempered for increased wear resistance & lubricity. 6" overall length.

d_1 Ø Inch	d_1 Ø Nr.	d_1 Ø letter	d_1 decimal Inch	l_2 Inch	l_1 Inch	Pack Qty	500-6	501-6	502-6
	60		0.0400	11/16	6"	12	—	058160 ¹⁾	—
	59		0.0410	11/16	6"	12	—	058159 ¹⁾	—
	58		0.0420	11/16	6"	12	—	058158 ¹⁾	—
	57		0.0430	3/4	6"	12	—	058157 ¹⁾	—
	56		0.0465	3/4	6"	12	—	058156 ¹⁾	—
3/64			0.0469	3/4	6"	12	058003	—	—
	55		0.0520	7/8	6"	12	—	058155 ¹⁾	—
	54		0.0550	7/8	6"	12	—	058154 ¹⁾	—
	53		0.0595	7/8	6"	12	—	058153 ¹⁾	—
1/16			0.0625	7/8	6"	12	058004	—	—
	52		0.0635	7/8	6"	12	—	058152	—
	51		0.0670	1"	6"	12	—	058151	—
	50		0.0700	1"	6"	12	—	058150	—
	49		0.0730	1"	6"	12	—	058149	—
	48		0.0760	1"	6"	12	—	058148	—
5/64			0.0781	1"	6"	12	058005	—	—
	47		0.0785	1"	6"	12	—	058147	—
	46		0.0810	1.1/8	6"	12	—	058146	—
	45		0.0820	1.1/8	6"	12	—	058145	—
	44		0.0860	1.1/8	6"	12	—	058144	—
	43		0.0890	1.1/4	6"	12	—	058143	—
	42		0.0935	1.1/4	6"	12	—	058142	—
3/32			0.0938	1.1/4	6"	12	058006	—	—
	41		0.0960	1.3/8	6"	12	—	058141	—
	40		0.0980	1.3/8	6"	12	—	058140	—
	39		0.0995	1.3/8	6"	12	—	058139	—
	38		0.1015	1.7/16	6"	12	—	058138	—
	37		0.1040	1.7/16	6"	12	—	058137	—
	36		0.1065	1.7/16	6"	12	—	058136	—
7/64			0.1094	1.1/2	6"	12	058007	—	—
	35		0.1100	1.1/2	6"	12	—	058135	—
	34		0.1110	1.1/2	6"	12	—	058134	—
	33		0.1130	1.1/2	6"	12	—	058133	—
	32		0.1160	1.5/8	6"	12	—	058132	—
	31		0.1200	1.5/8	6"	12	—	058131	—
1/8			0.1250	1.5/8	6"	12	058008	—	—
	30		0.1285	1.5/8	6"	12	—	058130	—
	29		0.1360	1.3/4	6"	12	—	058129	—
	28		0.1405	1.3/4	6"	12	—	058128	—
9/64			0.1406	1.3/4	6"	12	058009	—	—
	27		0.1440	1.7/8	6"	12	—	058127	—
	26		0.1470	1.7/8	6"	12	—	058126	—
	25		0.1495	1.7/8	6"	12	—	058125	—
	24		0.1520	2"	6"	12	—	058124	—
	23		0.1540	2"	6"	12	—	058123	—
5/32			0.1563	2"	6"	12	058010	—	—
	22		0.1570	2"	6"	12	—	058122	—
	21		0.1590	2.1/8	6"	12	—	058121	—
	20		0.1610	2.1/8	6"	12	—	058120	—

¹⁾ Not Split Point



AIRCRAFT EXTENSION DRILL

d ₁ Ø Inch	d ₁ Ø Nr.	d ₁ Ø letter	d ₁ decimal Inch	l ₂ Inch	l ₁ Inch	Pack Qty	500-6	501-6	502-6
	19		0.1660	2.1/8	6"	12	—	058119	—
	18		0.1695	2.1/8	6"	12	—	058118	—
11/64			0.1719	2.1/8	6"	12	058011	—	—
	17		0.1730	2.3/16	6"	12	—	058117	—
	16		0.1770	2.3/16	6"	12	—	058116	—
	15		0.1800	2.3/16	6"	12	—	058115	—
	14		0.1820	2.3/16	6"	12	—	058114	—
	13		0.1850	2.5/16	6"	12	—	058113	—
3/16			0.1875	2.5/16	6"	12	058012	—	—
	12		0.1890	2.5/16	6"	12	—	058112	—
	11		0.1910	2.5/16	6"	12	—	058111	—
	10		0.1935	2.7/16	6"	12	—	058110	—
	9		0.1960	2.7/16	6"	12	—	058109	—
	8		0.1990	2.7/16	6"	12	—	058108	—
	7		0.2010	2.7/16	6"	12	—	058107	—
13/64			0.2031	2.7/16	6"	12	058013	—	—
	6		0.2040	2.1/2	6"	12	—	058106	—
	5		0.2055	2.1/2	6"	12	—	058105	—
	4		0.2090	2.1/2	6"	12	—	058104	—
	3		0.2130	2.1/2	6"	12	—	058103	—
7/32			0.2188	2.1/2	6"	12	058014	—	—
	2		0.2210	2.5/8	6"	12	—	058102	—
	1		0.2280	2.5/8	6"	12	—	058101	—
		A	0.2340	2.5/8	6"	12	—	—	058201
15/64			0.2344	2.5/8	6"	12	058015	—	—
		B	0.2380	2.3/4	6"	12	—	—	058202
		C	0.2420	2.3/4	6"	12	—	—	058203
		D	0.2460	2.3/4	6"	12	—	—	058204
		E	0.2500	2.3/4	6"	12	—	—	058205
1/4			0.2500	2.3/4	6"	12	058016	—	—
		F	0.2570	2.7/8	6"	12	—	—	058206
		G	0.2610	2.7/8	6"	6	—	—	058207
17/64			0.2656	2.7/8	6"	6	058017	—	—
		H	0.2660	2.7/8	6"	6	—	—	058208
		I	0.2720	2.7/8	6"	6	—	—	058209
		J	0.2770	2.7/8	6"	6	—	—	058210
		K	0.2810	2.15/16	6"	6	—	—	058211
9/32			0.2813	2.15/16	6"	6	058018	—	—
		L	0.2900	2.15/16	6"	6	—	—	058212
		M	0.2950	3.1/16	6"	6	—	—	058213
19/64			0.2969	3.1/16	6"	6	058019	—	—
		N	0.3020	3.1/16	6"	6	—	—	058214
5/16			0.3125	3.3/16	6"	6	058020	—	—
		O	0.3160	3.3/16	6"	6	—	—	058215
		P	0.3230	3.5/16	6"	6	—	—	058216
21/64			0.3281	3.5/16	6"	6	058021	—	—
		Q	0.3320	3.7/16	6"	6	—	—	058217
		R	0.3390	3.7/16	6"	6	—	—	058218
11/32			0.3437	3.7/16	6"	6	058022	—	—
		S	0.3480	3.1/2	6"	6	—	—	058219
		T	0.3580	3.1/2	6"	6	—	—	058220
23/64			0.3594	3.1/2	6"	6	058023	—	—
		U	0.3680	3.5/8	6"	6	—	—	058221
3/8			0.3750	3.5/8	6"	6	058024	—	—
		V	0.3770	3.5/8	6"	6	—	—	058222
		W	0.3860	3.3/4	6"	6	—	—	058223
25/64			0.3906	3.3/4	6"	6	058025	—	—
		X	0.3970	3.3/4	6"	6	—	—	058224
		Y	0.4040	3.7/8	6"	6	—	—	058225
13/32			0.4063	3.7/8	6"	6	058026	—	—
		Z	0.4130	3.7/8	6"	6	—	—	058226
27/64			0.4219	3.15/16	6"	6	058027	—	—

AIRCRAFT EXTENSION DRILL




d ₁ ∅ Inch	d ₁ ∅ Nr.	d ₁ ∅ letter	d ₁ decimal Inch	l ₂ Inch	l ₁ Inch	Pack Qty	500-6	501-6	502-6
7/16			0.4375	4.1/16	6"	6	058028	—	—
29/64			0.4531	4.3/16	6"	6	058029	—	—
15/32			0.4687	4.5/16	6"	6	058030	—	—
31/64			0.4844	4.3/8	6"	6	058031	—	—
1/2			0.5000	4.1/2	6"	6	058032	—	—

Aircraft Extension (NAS 907 Type B)

500-12 - Fractional Sizes • 3/64 - 1/2

501-12 - Wire Gauge Sizes • N50 - N1

502-12 - Letter Sizes • A-Z



Low thrust design self centering 135° Split Point for easier penetration. Steam Tempered for increased wear resistance & lubricity. 12" Over All Length

d ₁ ∅ Inch	d ₁ ∅ Nr.	d ₁ ∅ letter	d ₁ decimal Inch	l ₂ Inch	l ₁ Inch	Pack Qty	500-12	501-12	502-12
3/64			0.0469	3/4	12"	12	059003 ¹⁾	—	—
1/16			0.0625	7/8	12"	12	059004	—	—
	50		0.0700	1"	12"	12	—	059150	—
	49		0.0730	1"	12"	12	—	059149	—
	48		0.0760	1"	12"	12	—	059148	—
5/64			0.0781	1"	12"	12	059005	—	—
	47		0.0785	1"	12"	12	—	059147	—
	46		0.0810	1.1/8	12"	12	—	059146	—
	45		0.0820	1.1/8	12"	12	—	059145	—
	44		0.0860	1.1/8	12"	12	—	059144	—
	43		0.0890	1.1/4	12"	12	—	059143	—
	42		0.0935	1.1/4	12"	12	—	059142	—
3/32			0.0938	1.1/4	12"	12	059006	—	—
	41		0.0960	1.3/8	12"	12	—	059141	—
	40		0.0980	1.3/8	12"	12	—	059140	—
	37		0.1040	1.7/16	12"	12	—	059137	—
	36		0.1065	1.7/16	12"	12	—	059136	—
7/64			0.1094	1.1/2	12"	12	059007	—	—
	31		0.1200	1.5/8	12"	12	—	059131	—
1/8			0.1250	1.5/8	12"	12	059008	—	—
	30		0.1285	1.5/8	12"	12	—	059130	—
	29		0.1360	1.3/4	12"	12	—	059129	—
9/64			0.1406	1.3/4	12"	12	059009	—	—
	27		0.1440	1.7/8	12"	12	—	059127	—
	26		0.1470	1.7/8	12"	12	—	059126	—
	25		0.1495	1.7/8	12"	12	—	059125	—
	23		0.1540	2"	12"	12	—	059123	—
5/32			0.1563	2"	12"	12	059010	—	—
	22		0.1570	2"	12"	12	—	059122	—
	21		0.1590	2.1/8	12"	12	—	059121	—
	20		0.1610	2.1/8	12"	12	—	059120	—
	19		0.1660	2.1/8	12"	12	—	059119	—
	18		0.1695	2.1/8	12"	12	—	059118	—
11/64			0.1719	2.1/8	12"	12	059011	—	—
	17		0.1730	2.3/16	12"	12	—	059117	—

¹⁾ Not Split Point



AIRCRAFT EXTENSION DRILL

d ₁ Ø Inch	d ₁ Ø Nr.	d ₁ Ø letter	d ₁ decimal Inch	l ₂ Inch	l ₁ Inch	Pack Qty	500-12	501-12	502-12
	16		0.1770	2.3/16	12"	12	—	059116	—
	13		0.1850	2.5/16	12"	12	—	059113	—
3/16			0.1875	2.5/16	12"	6	059012	—	—
	12		0.1890	2.5/16	12"	6	—	059112	—
	11		0.1910	2.5/16	12"	6	—	059111	—
	10		0.1935	2.7/16	12"	6	—	059110	—
	9		0.1960	2.7/16	12"	6	—	059109	—
	7		0.2010	2.7/16	12"	6	—	059107	—
13/64			0.2031	2.7/16	12"	6	059013	—	—
	5		0.2055	2.1/2	12"	6	—	059105	—
	4		0.2090	2.1/2	12"	6	—	059104	—
	3		0.2130	2.1/2	12"	6	—	059103	—
7/32			0.2188	2.1/2	12"	6	059014	—	—
	1		0.2280	2.5/8	12"	6	—	059101	—
		A	0.2340	2.5/8	12"	6	—	—	059201
15/64			0.2344	2.5/8	12"	6	059015	—	—
		B	0.2380	2.3/4	12"	6	—	—	059202
		C	0.2420	2.3/4	12"	6	—	—	059203
		D	0.2460	2.3/4	12"	6	—	—	059204
		E	0.2500	2.3/4	12"	6	—	—	059205
1/4			0.2500	2.3/4	12"	6	059016	—	—
		F	0.2570	2.7/8	12"	6	—	—	059206
		G	0.2610	2.7/8	12"	6	—	—	059207
17/64			0.2656	2.7/8	12"	6	059017	—	—
		H	0.2660	2.7/8	12"	6	—	—	059208
		I	0.2720	2.7/8	12"	6	—	—	059209
		J	0.2770	2.7/8	12"	6	—	—	059210
		K	0.2810	2.15/16	12"	6	—	—	059211
9/32			0.2813	2.15/16	12"	6	059018	—	—
		L	0.2900	2.15/16	12"	6	—	—	059212
		M	0.2950	3.1/16	12"	6	—	—	059213
19/64			0.2969	3.1/16	12"	6	059019	—	—
		N	0.3020	3.1/16	12"	6	—	—	059214
5/16			0.3125	3.3/16	12"	6	059020	—	—
		O	0.3160	3.3/16	12"	6	—	—	059215
		P	0.3230	3.5/16	12"	6	—	—	059216
21/64			0.3281	3.5/16	12"	6	059021	—	—
		Q	0.3320	3.7/16	12"	6	—	—	059217
		R	0.3390	3.7/16	12"	6	—	—	059218
11/32			0.3437	3.7/16	12"	6	059022	—	—
		S	0.3480	3.1/2	12"	3	—	—	059219
		T	0.3580	3.1/2	12"	3	—	—	059220
23/64			0.3594	3.1/2	12"	3	059023	—	—
		U	0.3680	3.5/8	12"	3	—	—	059221
3/8			0.3750	3.5/8	12"	3	059024	—	—
		V	0.3770	3.5/8	12"	3	—	—	059222
		W	0.3860	3.3/4	12"	3	—	—	059223
25/64			0.3906	3.3/4	12"	3	059025	—	—
		X	0.3970	3.3/4	12"	3	—	—	059224
		Y	0.4040	3.7/8	12"	3	—	—	059225
13/32			0.4063	3.7/8	12"	3	059026	—	—
		Z	0.4130	3.7/8	12"	3	—	—	059226
27/64			0.4219	3.15/16	12"	3	059027	—	—
7/16			0.4375	4.1/16	12"	3	059028	—	—
29/64			0.4531	4.3/16	12"	3	059029	—	—
15/32			0.4687	4.5/16	12"	3	059030	—	—
31/64			0.4844	4.3/8	12"	3	059031	—	—
1/2			0.5000	4.1/2	12"	3	059032	—	—

AIRCRAFT EXTENSION DRILL




Heavy Duty Cobalt Aircraft Extension (NAS 907 Type J)

CO500-6 - Fractional Sizes • 6" Over All Length • 1/16 - 1/4

CO501-6 - Wire Gauge Sizes • 6" Over All Length • N52 - N1

CO500-12 - Fractional Sizes • 12" Over All Length • 1/16 - 1/4

CO501-12 - Wire Gauge Sizes • 12" Over All Length • N40 - N2



Low thrust design self centering 135° Split Point for easier penetration. Low thrust design. Cobalt base material, Bronze Tempered for wear resistance and lubricity. For enhanced tool life in ferrous materials.

d ₁ ∅	d ₁	d ₁ decimal	l ₂	l ₁	Pack Qty	CO500-6	CO501-6	CO500-12	CO501-12
Inch	Inch	Inch	Inch	Inch					
1/16		0.0625	7/8	12"	12	—	—	052604	—
1/16		0.0625	7/8	6"	12	053604	—	—	—
	52	0.0635	7/8	6"	12	—	053752	—	—
	51	0.0670	1"	6"	12	—	053751	—	—
	50	0.0700	1"	6"	12	—	053750	—	—
	49	0.0730	1"	6"	12	—	053749	—	—
	48	0.0760	1"	6"	12	—	053748	—	—
5/64		0.0781	1"	12"	12	—	—	052605	—
5/64		0.0781	1"	6"	12	053605	—	—	—
	47	0.0785	1"	6"	12	—	053747	—	—
	46	0.0810	1.1/8	6"	12	—	053746	—	—
	45	0.0820	1.1/8	6"	12	—	053745	—	—
	44	0.0860	1.1/8	6"	12	—	053744	—	—
	43	0.0890	1.1/4	6"	12	—	053743	—	—
	42	0.0935	1.1/4	6"	12	—	053742	—	—
3/32		0.0938	1.1/4	12"	12	—	—	052606	—
3/32		0.0938	1.1/4	6"	12	053606	—	—	—
	41	0.0960	1.3/8	6"	12	—	053741	—	—
	40	0.0980	1.3/8	12"	12	—	—	—	052840
	40	0.0980	1.3/8	6"	12	—	053740	—	—
	39	0.0995	1.3/8	6"	12	—	053739	—	—
	38	0.1015	1.7/16	6"	12	—	053738	—	—
	37	0.1040	1.7/16	6"	12	—	053737	—	—
	36	0.1065	1.7/16	6"	12	—	053736	—	—
7/64		0.1094	1.1/2	12"	12	—	—	052607	—
7/64		0.1094	1.1/2	6"	12	053607	—	—	—
	35	0.1100	1.1/2	6"	12	—	053735	—	—
	34	0.1110	1.1/2	6"	12	—	053734	—	—
	32	0.1160	1.5/8	6"	12	—	053732	—	—
	31	0.1200	1.5/8	6"	12	—	053731	—	—
1/8		0.1250	1.5/8	12"	12	—	—	052608	—
1/8		0.1250	1.5/8	6"	12	053608	—	—	—
	30	0.1285	1.5/8	12"	12	—	—	—	052830
	30	0.1285	1.5/8	6"	12	—	053730	—	—
	29	0.1360	1.3/4	12"	12	—	—	—	052829
	29	0.1360	1.3/4	6"	12	—	053729	—	—
	28	0.1405	1.3/4	6"	12	—	053728	—	—
9/64		0.1406	1.3/4	12"	12	—	—	052609	—
9/64		0.1406	1.3/4	6"	12	053609	—	—	—
	27	0.1440	1.7/8	12"	12	—	—	—	052827
	27	0.1440	1.7/8	6"	12	—	053727	—	—
	26	0.1470	1.7/8	6"	12	—	053726	—	—
	25	0.1495	1.7/8	6"	12	—	053725	—	—
	24	0.1520	2"	6"	12	—	053724	—	—
	23	0.1540	2"	6"	12	—	053723	—	—



AIRCRAFT EXTENSION DRILL

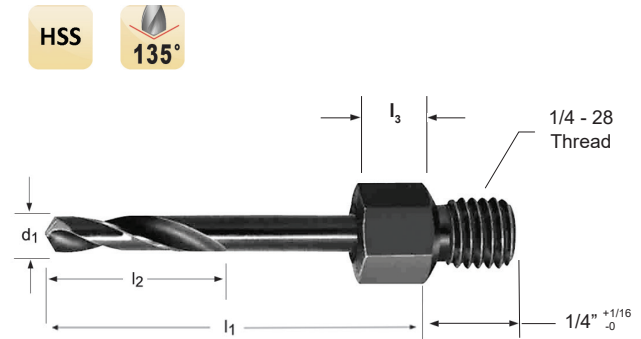
d ₁ ∅	d ₁	d ₁ decimal Inch	l ₂ Inch	l ₁ Inch	Pack Qty	CO500-6	CO501-6	CO500-12	CO501-12
5/32		0.1563	2"	12"	12	—	—	052610	—
5/32		0.1563	2"	6"	12	053610	—	—	—
	22	0.1570	2"	6"	12	—	053722	—	—
	21	0.1590	2.1/8	12"	12	—	—	—	052821
	21	0.1590	2.1/8	6"	12	—	053721	—	—
	20	0.1610	2.1/8	12"	12	—	—	—	052820
	20	0.1610	2.1/8	6"	12	—	053720	—	—
	19	0.1660	2.1/8	12"	12	—	—	—	052819
	19	0.1660	2.1/8	6"	12	—	053719	—	—
	18	0.1695	2.1/8	6"	12	—	053718	—	—
11/64		0.1719	2.1/8	12"	12	—	—	052611	—
11/64		0.1719	2.1/8	6"	12	053611	—	—	—
	17	0.1730	2.3/16	6"	12	—	053717	—	—
	16	0.1770	2.3/16	12"	12	—	—	—	052816
	16	0.1770	2.3/16	6"	12	—	053716	—	—
	15	0.1800	2.3/16	6"	12	—	053715	—	—
	14	0.1820	2.3/16	6"	12	—	053714	—	—
	13	0.1850	2.5/16	6"	12	—	053713	—	—
3/16		0.1875	2.5/16	12"	6	—	—	052612	—
3/16		0.1875	2.5/16	6"	12	053612	—	—	—
	12	0.1890	2.5/16	6"	12	—	053712	—	—
	11	0.1910	2.5/16	12"	12	—	—	—	052811
	11	0.1910	2.5/16	6"	12	—	053711	—	—
	10	0.1935	2.7/16	12"	6	—	—	—	052810
	10	0.1935	2.7/16	6"	12	—	053710	—	—
	9	0.1960	2.7/16	6"	12	—	053709	—	—
	8	0.1990	2.7/16	6"	12	—	053708	—	—
	7	0.2010	2.7/16	6"	12	—	053707	—	—
13/64		0.2031	2.7/16	12"	6	—	—	052613	—
13/64		0.2031	2.7/16	6"	12	053613	—	—	—
	6	0.2040	2.1/2	6"	12	—	053706	—	—
	5	0.2055	2.1/2	6"	12	—	053705	—	—
	4	0.2090	2.1/2	6"	12	—	053704	—	—
	3	0.2130	2.1/2	6"	12	—	053703	—	—
7/32		0.2188	2.1/2	12"	6	—	—	052614	—
7/32		0.2188	2.1/2	6"	12	053614	—	—	—
	2	0.2210	2.5/8	12"	6	—	—	—	052802
	2	0.2210	2.5/8	6"	12	—	053702	—	—
	1	0.2280	2.5/8	6"	12	—	053701	—	—
15/64		0.2344	2.5/8	12"	6	—	—	052615	—
15/64		0.2344	2.5/8	6"	12	053615	—	—	—
1/4		0.2500	2.3/4	12"	6	—	—	052616	—
1/4		0.2500	2.3/4	6"	12	053616	—	—	—

SPECIAL PURPOSE DRILL



HSS, Threaded Hex Shank Drills

- TS41HS** - Stub, Wire Gauge Sizes
- TS40HS** - Stub, Fractional Sizes
- TS42HS** - Stub, Letter Sizes
- TS18HS** - Short, Wire Gauge Sizes
- TS10HS** - Short, Fractional Sizes
- TS15HS** - Short, Letter Sizes
- TS52HS** - Long, Wire Gauge Sizes
- TS51HS** - Long, Fractional Sizes
- TS55HS** - Long, Wire Gauge Sizes



NAS-965 Type B Steam Tempered for increased wear resistance & lubricity. Shank design for drilling in confined spaces. Low thrust design self centering Split Point for easier penetration.

1/4-28 thread

d ₁ Ø Nr.	l ₂ Inch	l ₁ Inch	l ₃ Inch	Pack Qty	TS41HS TS40HS TS42HS	TS18HS TS10HS TS15HS	TS52HS TS51HS TS55HS
N50	5/16	1/2	1/8	1	7877827	—	—
N50	9/16	1"	1/4	1	—	7877968	—
N50	7/8	2 1/8	1/4	1	—	—	7878029
3/32	5/16	1/2	1/8	1	7877828	—	—
3/32	9/16	1"	1/4	1	—	7877969	—
3/32	7/8	2 1/8	1/4	1	—	—	7878030
N40	5/16	1/2	1/8	1	7877829	—	—
N40	9/16	1"	1/4	1	—	7877970	—
N40	7/8	2 1/8	1/4	1	—	—	7878031
N39	5/16	1/2	1/8	1	7877910	—	—
N39	9/16	1"	1/4	1	—	7877971	—
N39	7/8	2 1/8	1/4	1	—	—	7878032
N38	5/16	1/2	1/8	1	7877911	—	—
N38	9/16	1"	1/4	1	—	7877972	—
N38	7/8	2 1/8	1/4	1	—	—	7878033
N37	5/16	1/2	1/8	1	7877912	—	—
N37	9/16	1"	1/4	1	—	7877973	—
N37	7/8	2 1/8	1/4	1	—	—	7878034
N36	5/16	1/2	1/8	1	7877913	—	—
N36	9/16	1"	1/4	1	—	7877974	—
N36	7/8	2 1/8	1/4	1	—	—	7878035
7/64	5/16	1/2	1/8	1	7877914	—	—
7/64	9/16	1"	1/4	1	—	7877975	—
7/64	7/8	2 1/8	1/4	1	—	—	7878036
N35	5/16	1/2	1/8	1	7877915	—	—
N35	9/16	1"	1/4	1	—	7877976	—
N35	7/8	2 1/8	1/4	1	—	—	7878037
N34	5/16	1/2	1/8	1	7877916	—	—
N34	9/16	1"	1/4	1	—	7877977	—
N34	7/8	2 1/8	1/4	1	—	—	7878038
N33	5/16	1/2	1/8	1	7877917	—	—
N33	9/16	1"	1/4	1	—	7877978	—
N33	7/8	2 1/8	1/4	1	—	—	7878039
N32	5/16	1/2	1/8	1	7877918	—	—
N32	9/16	1"	1/4	1	—	7877979	—
N32	7/8	2 1/8	1/4	1	—	—	7878040
N31	5/16	1/2	1/8	1	7877919	—	—
N31	9/16	1"	1/4	1	—	7877980	—
N31	7/8	2 1/8	1/4	1	—	—	7878041
1/8	5/16	1/2	1/8	1	7877920	—	—
1/8	9/16	1"	1/4	1	—	7877981	—



SPECIAL PURPOSE DRILL

d ₁ Ø Nr.	l ₂ Inch	l ₁ Inch	l ₃ Inch	Pack Qty	TS41HS TS40HS TS42HS	TS18HS TS10HS TS15HS	TS52HS TS51HS TS55HS
1/8	7/8	2 1/8	1/4	1	—	—	7878042
N30	5/16	9/16	1/8	1	7877921	—	—
N30	9/16	1 1/4	1/4	1	—	7877982	—
N30	1 1/8	2 1/8	1/4	1	—	—	7878043
N29	5/16	9/16	1/8	1	7877922	—	—
N29	9/16	1 1/4	1/4	1	—	7877983	—
N29	1 1/8	2 1/8	1/4	1	—	—	7878044
N28	5/16	9/16	1/8	1	7877923	—	—
N28	9/16	1 1/4	1/4	1	—	7877984	—
N28	1 1/8	2 1/8	1/4	1	—	—	7878045
9/64	5/16	9/16	1/8	1	7877924	—	—
9/64	9/16	1 1/4	1/4	1	—	7877985	—
9/64	1 1/8	2 1/8	1/4	1	—	—	7878046
N27	5/16	9/16	1/8	1	7877925	—	—
N27	9/16	1 1/4	1/4	1	—	7877986	—
N27	1 1/8	2 1/8	1/4	1	—	—	7878047
N26	5/16	9/16	1/8	1	7877926	—	—
N26	9/16	1 1/4	1/4	1	—	7877987	—
N26	1 1/8	2 1/8	1/4	1	—	—	7878048
N25	5/16	9/16	1/8	1	7877927	—	—
N25	9/16	1 1/4	1/4	1	—	7877988	—
N25	1 1/8	2 1/8	1/4	1	—	—	7878049
N24	5/16	9/16	1/8	1	7877928	—	—
N24	9/16	1 1/4	1/4	1	—	7877989	—
N24	1 1/8	2 1/8	1/4	1	—	—	7878050
N23	5/16	9/16	1/8	1	7877929	—	—
N23	9/16	1 1/4	1/4	1	—	7877990	—
N23	1 1/8	2 1/8	1/4	1	—	—	7878051
5/32	5/16	9/16	1/8	1	7877930	—	—
5/32	9/16	1 1/4	1/4	1	—	7877991	—
5/32	1 1/8	2 1/8	1/4	1	—	—	7878052
N22	5/16	9/16	1/8	1	7877931	—	—
N22	9/16	1 1/4	1/4	1	—	7877992	—
N22	1 1/8	2 1/8	1/4	1	—	—	7878053
N21	5/16	9/16	1/8	1	7877932	—	—
N21	9/16	1 1/4	1/4	1	—	7877993	—
N21	1 1/8	2 1/8	1/4	1	—	—	7878054
N20	5/16	9/16	1/8	1	7877933	—	—
N20	9/16	1 1/4	1/4	1	—	7877994	—
N20	1 1/8	2 1/8	1/4	1	—	—	7878055
N19	5/16	9/16	1/8	1	7877934	—	—
N19	9/16	1 1/4	1/4	1	—	7877995	—
N19	1 1/8	2 1/8	1/4	1	—	—	7878056
N18	5/16	9/16	1/8	1	7877935	—	—
N18	9/16	1 1/4	1/4	1	—	7877996	—
N18	1 1/8	2 1/8	1/4	1	—	—	7878057
11/64	5/16	9/16	1/8	1	7877936	—	—
11/64	9/16	1 1/4	1/4	1	—	7877997	—
11/64	1 1/8	2 1/8	1/4	1	—	—	7878357
N17	5/16	9/16	1/8	1	7877937	—	—
N17	9/16	1 1/4	1/4	1	—	7877998	—
N17	1 1/8	2 1/8	1/4	1	—	—	7878059
N16	5/16	9/16	1/8	1	7877938	—	—
N16	9/16	1 1/4	1/4	1	—	7877999	—
N16	1 1/8	2 1/8	1/4	1	—	—	7878060
N15	5/16	9/16	1/8	1	7877939	—	—
N15	9/16	1 1/4	1/4	1	—	7878000	—
N15	1 1/8	2 1/8	1/4	1	—	—	7878061
N14	5/16	9/16	1/8	1	7877940	—	—
N14	9/16	1 1/4	1/4	1	—	7878001	—
N14	1 1/8	2 1/8	1/4	1	—	—	7878062
N13	5/16	9/16	1/8	1	7877941	—	—

SPECIAL PURPOSE DRILL



d_1 Ø Nr.	l_2 Inch	l_1 Inch	l_3 Inch	Pack Qty	TS41HS TS40HS TS42HS	TS18HS TS10HS TS15HS	TS52HS TS51HS TS55HS
N13	9/16	1 1/4	1/4	1	—	7878002	—
N13	1 1/8	2 1/8	1/4	1	—	—	7878063
3/16	5/16	9/16	1/8	1	7877942	—	—
3/16	9/16	1 1/4	1/4	1	—	7878003	—
3/16	1 1/8	2 1/8	1/4	1	—	—	7878064
N12	5/16	9/16	1/8	1	7877943	—	—
N12	9/16	1 1/4	1/4	1	—	7878004	—
N12	1 1/8	2 1/8	1/4	1	—	—	7878065
N11	5/16	9/16	1/8	1	7877944	—	—
N11	9/16	1 1/4	1/4	1	—	7878005	—
N11	1 1/8	2 1/8	1/4	1	—	—	7878066
N10	5/16	9/16	1/8	1	7877945	—	—
N10	9/16	1 1/4	1/4	1	—	7878006	—
N10	1 1/8	2 1/8	1/4	1	—	—	7878067
N9	5/16	5/8	1/4	1	7877946	—	—
N9	9/16	1 1/4	5/16	1	—	7878007	—
N9	1 1/8	2 1/8	5/16	1	—	—	7878068
N8	5/16	5/8	1/4	1	7877947	—	—
N8	9/16	1 1/4	5/16	1	—	7878008	—
N8	1 1/8	2 1/8	5/16	1	—	—	7878069
N7	5/16	5/8	1/4	1	7877948	—	—
N7	9/16	1 1/4	5/16	1	—	7878009	—
N7	1 1/8	2 1/8	5/16	1	—	—	7878070
13/64	5/16	5/8	1/4	1	7877949	—	—
13/64	9/16	1 1/4	5/16	1	—	7878010	—
13/64	1 1/8	2 1/8	5/16	1	—	—	7878071
N6	5/16	5/8	1/4	1	7877950	—	—
N6	9/16	1 1/4	5/16	1	—	7878011	—
N6	1 1/8	2 1/8	5/16	1	—	—	7878072
N5	5/16	5/8	1/4	1	7877951	—	—
N5	9/16	1 1/4	5/16	1	—	7878012	—
N5	1 1/8	2 1/8	5/16	1	—	—	7878073
N4	5/16	5/8	1/4	1	7877952	—	—
N4	9/16	1 1/4	5/16	1	—	7878013	—
N4	1 1/8	2 1/8	5/16	1	—	—	7878074
N3	5/16	5/8	1/4	1	7877953	—	—
N3	9/16	1 1/4	5/16	1	—	7878014	—
N3	1 1/8	2 1/8	5/16	1	—	—	7878075
7/32	5/16	5/8	1/4	1	7877954	—	—
7/32	9/16	1 1/4	5/16	1	—	7878015	—
7/32	1 1/8	2 1/8	5/16	1	—	—	7878076
N2	5/16	5/8	1/4	1	7877955	—	—
N2	9/16	1 1/4	5/16	1	—	7878016	—
N2	1 1/8	2 1/8	5/16	1	—	—	7878077
N1	5/16	5/8	1/4	1	7877956	—	—
N1	9/16	1 1/4	5/16	1	—	7878017	—
N1	1 1/8	2 1/8	5/16	1	—	—	7878078
A	5/16	5/8	1/4	1	7877957	—	—
A	9/16	1 1/4	5/16	1	—	7878018	—
A	1 1/8	2 1/8	5/16	1	—	—	7878079
15/64	5/16	5/8	1/4	1	7877958	—	—
15/64	9/16	1 1/4	5/16	1	—	7878019	—
15/64	1 1/8	2 1/8	5/16	1	—	—	7878080
B	5/16	5/8	1/4	1	7877959	—	—
B	9/16	1 1/4	5/16	1	—	7878020	—
B	1 1/8	2 1/8	5/16	1	—	—	7878081
C	5/16	5/8	1/4	1	7877960	—	—
C	9/16	1 1/4	5/16	1	—	7878021	—
C	1 1/8	2 1/8	5/16	1	—	—	7878082
D	5/16	5/8	1/4	1	7877961	—	—
D	9/16	1 1/4	5/16	1	—	7878022	—
D	1 1/8	2 1/8	5/16	1	—	—	7878083
1/4	5/16	5/8	1/4	1	7877962	—	—
1/4	9/16	1 1/4	5/16	1	—	7878023	—



SPECIAL PURPOSE DRILL

d ₁ Ø Nr.	l ₂ Inch	l ₁ Inch	l ₃ Inch	Pack Qty	TS41HS TS40HS TS42HS	TS18HS TS10HS TS15HS	TS52HS TS51HS TS55HS
1/4	1 1/8	2 1/8	5/16	1	—	—	7878084
F	5/16	5/8	1/4	1	7877963	—	—
F	9/16	1 1/4	5/16	1	—	7878024	—
F	1 1/8	2 1/8	5/16	1	—	—	7878085
G	5/16	5/8	1/4	1	7877964	—	—
G	9/16	1 1/4	5/16	1	—	7878025	—
G	1 1/8	2 1/8	5/16	1	—	—	7878086
9/32	5/16	5/8	1/4	1	7877965	—	—
9/32	9/16	1 1/4	5/16	1	—	7878026	—
9/32	1 1/8	2 1/8	5/16	1	—	—	7878087
5/16	5/16	5/8	1/4	1	7877966	—	—
5/16	9/16	1 1/4	5/16	1	—	7878027	—
5/16	1 1/8	2 1/8	5/16	1	—	—	7878088
3/8	5/16	5/8	1/4	1	7877967	—	—
3/8	9/16	1 1/4	5/16	1	—	7878028	—
3/8	1 1/8	2 1/8	5/16	1	—	—	7878089

SPECIAL PURPOSE DRILL



Cobalt, Threaded Square Shank Drills

TS41CO - Stub, Wire Gauge Sizes

TS40CO - Stub, Fractional Sizes

TS42CO - Stub, Letter Sizes

TS18CO - Short, Wire Gauge Sizes

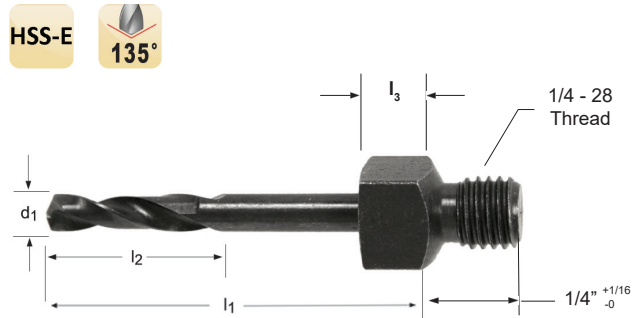
TS10CO - Short, Fractional Sizes

TS15CO - Short, Letter Sizes

TS52CO - Long, Wire Gauge Sizes

TS51CO - Long, Fractional Sizes

TS55CO - Long, Wire Gauge Sizes



NAS-965 Type D Steam Tempered for increased wear resistance & lubricity. Shank design for drilling in confined spaces. Low thrust design self centering Split Point for easier penetration.

1/4-28 thread

d ₁ Ø Nr.	l ₂ Inch	l ₁ Inch	l ₃ Inch	Pack Qty	TS41CO TS40CO TS42CO	TS18CO TS10CO TS15CO	TS52CO TS51CO TS55CO
N50	5/16	1/2	1/8	1	7878110	—	—
N50	9/16	1"	1/4	1	—	7878171	—
N50	7/8	2 1/8	1/4	1	—	—	7878232
3/32	5/16	1/2	1/8	1	7878111	—	—
3/32	9/16	1"	1/4	1	—	7878172	—
3/32	7/8	2 1/8	1/4	1	—	—	7878233
N40	5/16	1/2	1/8	1	7878112	—	—
N40	9/16	1"	1/4	1	—	7878173	—
N40	7/8	2 1/8	1/4	1	—	—	7878234
N39	5/16	1/2	1/8	1	7878113	—	—
N39	9/16	1"	1/4	1	—	7878174	—
N39	7/8	2 1/8	1/4	1	—	—	7878235
N38	5/16	1/2	1/8	1	7878114	—	—
N38	9/16	1"	1/4	1	—	7878175	—
N38	7/8	2 1/8	1/4	1	—	—	7878236
N37	5/16	1/2	1/8	1	7878115	—	—
N37	9/16	1"	1/4	1	—	7878176	—
N37	7/8	2 1/8	1/4	1	—	—	7878237
N36	5/16	1/2	1/8	1	7878116	—	—
N36	9/16	1"	1/4	1	—	7878177	—
N36	7/8	2 1/8	1/4	1	—	—	7878238
7/64	5/16	1/2	1/8	1	7878117	—	—
7/64	9/16	1"	1/4	1	—	7878178	—
7/64	7/8	2 1/8	1/4	1	—	—	7878239
N35	5/16	1/2	1/8	1	7878118	—	—
N35	9/16	1"	1/4	1	—	7878179	—
N35	7/8	2 1/8	1/4	1	—	—	7878240
N34	5/16	1/2	1/8	1	7878119	—	—
N34	9/16	1"	1/4	1	—	7878180	—
N34	7/8	2 1/8	1/4	1	—	—	7878241
N33	5/16	1/2	1/8	1	7878120	—	—
N33	9/16	1"	1/4	1	—	7878181	—
N33	7/8	2 1/8	1/4	1	—	—	7878242
N32	5/16	1/2	1/8	1	7878121	—	—
N32	9/16	1"	1/4	1	—	7878182	—
N32	7/8	2 1/8	1/4	1	—	—	7878243
N31	5/16	1/2	1/8	1	7878122	—	—
N31	9/16	1"	1/4	1	—	7878183	—
N31	7/8	2 1/8	1/4	1	—	—	7878244



SPECIAL PURPOSE DRILL

d ₁ Ø Nr.	l ₂ Inch	l ₁ Inch	l ₃ Inch	Pack Qty	TS41CO	TS18CO	TS52CO
					TS40CO	TS10CO	TS51CO
					TS42CO	TS15CO	TS55CO
1/8	5/16	1/2	1/8	1	7878123	—	—
1/8	9/16	1"	1/4	1	—	7878184	—
1/8	7/8	2 1/8	1/4	1	—	—	7878245
N30	5/16	9/16	1/8	1	7878124	—	—
N30	9/16	1 1/4	1/4	1	—	7878185	—
N30	1 1/8	2 1/8	1/4	1	—	—	7878246
N29	5/16	9/16	1/8	1	7878125	—	—
N29	9/16	1 1/4	1/4	1	—	7878186	—
N29	1 1/8	2 1/8	1/4	1	—	—	7878247
N28	5/16	9/16	1/8	1	7878126	—	—
N28	9/16	1 1/4	1/4	1	—	7878187	—
N28	1 1/8	2 1/8	1/4	1	—	—	7878248
9/64	5/16	9/16	1/8	1	7878127	—	—
9/64	9/16	1 1/4	1/4	1	—	7878188	—
9/64	1 1/8	2 1/8	1/4	1	—	—	7878249
N27	5/16	9/16	1/8	1	7878128	—	—
N27	9/16	1 1/4	1/4	1	—	7878189	—
N27	1 1/8	2 1/8	1/4	1	—	—	7878250
N26	5/16	9/16	1/8	1	7878129	—	—
N26	9/16	1 1/4	1/4	1	—	7878190	—
N26	1 1/8	2 1/8	1/4	1	—	—	7878251
N25	5/16	9/16	1/8	1	7878130	—	—
N25	9/16	1 1/4	1/4	1	—	7878191	—
N25	1 1/8	2 1/8	1/4	1	—	—	7878252
N24	5/16	9/16	1/8	1	7878131	—	—
N24	9/16	1 1/4	1/4	1	—	7878192	—
N24	1 1/8	2 1/8	1/4	1	—	—	7878253
N23	5/16	9/16	1/8	1	7878132	—	—
N23	9/16	1 1/4	1/4	1	—	7878193	—
N23	1 1/8	2 1/8	1/4	1	—	—	7878254
5/32	5/16	9/16	1/8	1	7878133	—	—
5/32	9/16	1 1/4	1/4	1	—	7878194	—
5/32	1 1/8	2 1/8	1/4	1	—	—	7878255
N22	5/16	9/16	1/8	1	7878134	—	—
N22	9/16	1 1/4	1/4	1	—	7878195	—
N22	1 1/8	2 1/8	1/4	1	—	—	7878256
N21	5/16	9/16	1/8	1	7878135	—	—
N21	9/16	1 1/4	1/4	1	—	7878196	—
N21	1 1/8	2 1/8	1/4	1	—	—	7878257
N20	5/16	9/16	1/8	1	7878136	—	—
N20	9/16	1 1/4	1/4	1	—	7878197	—
N20	1 1/8	2 1/8	1/4	1	—	—	7878258
N19	5/16	9/16	1/8	1	7878137	—	—
N19	9/16	1 1/4	1/4	1	—	7878198	—
N19	1 1/8	2 1/8	1/4	1	—	—	7878259
N18	5/16	9/16	1/8	1	7878138	—	—
N18	9/16	1 1/4	1/4	1	—	7878199	—
N18	1 1/8	2 1/8	1/4	1	—	—	7878260
11/64	5/16	9/16	1/8	1	7878139	—	—
11/64	9/16	1 1/4	1/4	1	—	7878200	—
11/64	1 1/8	2 1/8	1/4	1	—	—	7878261
N17	5/16	9/16	1/8	1	7878140	—	—
N17	9/16	1 1/4	1/4	1	—	7878201	—
N17	1 1/8	2 1/8	1/4	1	—	—	7878262
N16	5/16	9/16	1/8	1	7878141	—	—
N16	9/16	1 1/4	1/4	1	—	7878202	—
N16	1 1/8	2 1/8	1/4	1	—	—	7878263
N15	5/16	9/16	1/8	1	7878142	—	—
N15	9/16	1 1/4	1/4	1	—	7878203	—
N15	1 1/8	2 1/8	1/4	1	—	—	7878264
N14	5/16	9/16	1/8	1	7878143	—	—
N14	9/16	1 1/4	1/4	1	—	7878204	—

SPECIAL PURPOSE DRILL



d ₁ Ø Nr.	l ₂ Inch	l ₁ Inch	l ₃ Inch	Pack Qty	TS41CO TS40CO TS42CO	TS18CO TS10CO TS15CO	TS52CO TS51CO TS55CO
N14	1 1/8	2 1/8	1/4	1	—	—	7878265
N13	5/16	9/16	1/8	1	7878144	—	—
N13	9/16	1 1/4	1/4	1	—	7878205	—
N13	1 1/8	2 1/8	1/4	1	—	—	7878266
3/16	5/16	9/16	1/8	1	7878145	—	—
3/16	9/16	1 1/4	1/4	1	—	7878206	—
3/16	1 1/8	2 1/8	1/4	1	—	—	7878267
N12	5/16	9/16	1/8	1	7878146	—	—
N12	9/16	1 1/4	1/4	1	—	7878207	—
N12	1 1/8	2 1/8	1/4	1	—	—	7878268
N11	5/16	9/16	1/8	1	7878147	—	—
N11	9/16	1 1/4	1/4	1	—	7878208	—
N11	1 1/8	2 1/8	1/4	1	—	—	7878269
N10	5/16	9/16	1/8	1	7878148	—	—
N10	9/16	1 1/4	1/4	1	—	7878209	—
N10	1 1/8	2 1/8	1/4	1	—	—	7878270
N9	5/16	5/8	1/4	1	7878149	—	—
N9	9/16	1 1/4	5/16	1	—	7878210	—
N9	1 1/8	2 1/8	5/16	1	—	—	7878271
N8	5/16	5/8	1/4	1	7878150	—	—
N8	9/16	1 1/4	5/16	1	—	7878211	—
N8	1 1/8	2 1/8	5/16	1	—	—	7878272
N7	5/16	5/8	1/4	1	7878151	—	—
N7	9/16	1 1/4	5/16	1	—	7878212	—
N7	1 1/8	2 1/8	5/16	1	—	—	7878273
13/64	5/16	5/8	1/4	1	7878152	—	—
13/64	9/16	1 1/4	5/16	1	—	7878213	—
13/64	1 1/8	2 1/8	5/16	1	—	—	7878274
N6	5/16	5/8	1/4	1	7878153	—	—
N6	9/16	1 1/4	5/16	1	—	7878214	—
N6	1 1/8	2 1/8	5/16	1	—	—	7878275
N5	5/16	5/8	1/4	1	7878154	—	—
N5	9/16	1 1/4	5/16	1	—	7878215	—
N5	1 1/8	2 1/8	5/16	1	—	—	7878276
N4	5/16	5/8	1/4	1	7878155	—	—
N4	9/16	1 1/4	5/16	1	—	7878216	—
N4	1 1/8	2 1/8	5/16	1	—	—	7878277
N3	5/16	5/8	1/4	1	7878156	—	—
N3	9/16	1 1/4	5/16	1	—	7878217	—
N3	1 1/8	2 1/8	5/16	1	—	—	7878278
7/32	5/16	5/8	1/4	1	7878157	—	—
7/32	9/16	1 1/4	5/16	1	—	7878218	—
7/32	1 1/8	2 1/8	5/16	1	—	—	7878279
N2	5/16	5/8	1/4	1	7878158	—	—
N2	9/16	1 1/4	5/16	1	—	7878219	—
N2	1 1/8	2 1/8	5/16	1	—	—	7878280
N1	5/16	5/8	1/4	1	7878159	—	—
N1	9/16	1 1/4	5/16	1	—	7878220	—
N1	1 1/8	2 1/8	5/16	1	—	—	7878281
A	5/16	5/8	1/4	1	7878160	—	—
A	9/16	1 1/4	5/16	1	—	7878221	—
A	1 1/8	2 1/8	5/16	1	—	—	7878282
15/64	5/16	5/8	1/4	1	7878161	—	—
15/64	9/16	1 1/4	5/16	1	—	7878222	—
15/64	1 1/8	2 1/8	5/16	1	—	—	7878283
B	5/16	5/8	1/4	1	7878162	—	—
B	9/16	1 1/4	5/16	1	—	7878223	—
B	1 1/8	2 1/8	5/16	1	—	—	7878284
C	5/16	5/8	1/4	1	7878163	—	—
C	9/16	1 1/4	5/16	1	—	7878224	—
C	1 1/8	2 1/8	5/16	1	—	—	7878285
D	5/16	5/8	1/4	1	7878164	—	—
D	9/16	1 1/4	5/16	1	—	7878225	—
D	1 1/8	2 1/8	5/16	1	—	—	7878083

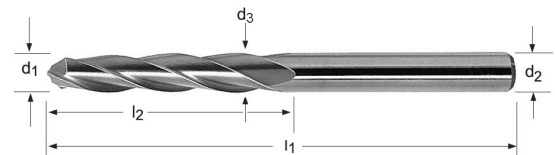
SPECIAL PURPOSE DRILL

d ₁ Ø Nr.	l ₂ Inch	l ₁ Inch	l ₃ Inch	Pack Qty	TS41CO	TS18CO	TS52CO
					TS40CO	TS10CO	TS51CO
					TS42CO	TS15CO	TS55CO
1/4	5/16	5/8	1/4	1	7878165	—	—
1/4	9/16	1 1/4	5/16	1	—	7878226	—
1/4	1 1/8	2 1/8	5/16	1	—	—	7878287
F	5/16	5/8	1/4	1	7878166	—	—
F	9/16	1 1/4	5/16	1	—	7878227	—
F	1 1/8	2 1/8	5/16	1	—	—	7878288
G	5/16	5/8	1/4	1	7878167	—	—
G	9/16	1 1/4	5/16	1	—	7878228	—
G	1 1/8	2 1/8	5/16	1	—	—	7878289
9/32	5/16	5/8	1/4	1	7878168	—	—
9/32	9/16	1 1/4	5/16	1	—	7878229	—
9/32	1 1/8	2 1/8	5/16	1	—	—	7878290
5/16	5/16	5/8	1/4	1	7878169	—	—
5/16	9/16	1 1/4	5/16	1	—	7878230	—
5/16	1 1/8	2 1/8	5/16	1	—	—	7878291
3/8	5/16	5/8	1/4	1	7878170	—	—
3/8	9/16	1 1/4	5/16	1	—	7878231	—
3/8	1 1/8	2 1/8	5/16	1	—	—	7878292

3-Flute Tapered Aircraft Router

ATR41 - Size Range N1 - N4

For cutting, trimming and routing without pre-drilling. 1/4"
Taper per foot. Bright Finish improves chip flow in soft or non-ferrous materials



Router Nr.	d ₁ Ø Inch	d ₂ Ø Inch	l ₂ Inch	l ₁ Inch	d ₃ Ø Inch	# of Flutes	Pack Qty	ATR41
1	0.0810	0.0980	13/16	2"	0.0980	3	12	041701
2	0.1100	0.1280	7/8	2.1/4	0.1280	3	12	041702
3	0.1650	0.1875	1.1/16	2.1/2	0.1875	3	12	041703
4	0.2240	0.2500	1.1/4	2.3/4	0.2500	3	12	041704

JOBBER DRILL SETS



Heavy Duty Cobalt Jobber Length Sets (NAS 907 Type J)

C13R10CO

C15R10CO

Low thrust design self centering 135° Split Point for easier penetration. Cobalt base material, Bronze

C21R10CO

Tempered for wear resistance and lubricity. Suitable

C29R10CO

for ferrous materials.

C60R18CO

C26R15CO



Set	Style	Pieces per Set	Sizes	Pack Qty	C29R10CO	C26R15CO	C60R18CO
C13R10CO	R10CO	13	1/16-1/4x 64ths	1	099944	—	—
C15R10CO	R10CO	15	1/16-1/2 x 32nds	1	090291	—	—
C21R10CO	R10CO	21	1/16-3/8 x 64ths	1	099701	—	—
C26R15CO	R15CO	26	A - Z	1	—	090292	—
C29R10CO	R10CO	29	1/16 - 1/2 x 64ths	1	090290	—	—
C60R18CO	R18CO	60	N1 - N60	1	—	—	090600


Heavy Duty Cobalt Jobber Length Combination Sets (NAS 907 Type J)

C115COMBC

Low thrust design self centering 135° Split Point for easier penetration. Cobalt base material, Bronze

C114COMBC

Tempered for wear resistance and lubricity. Suitable for ferrous materials.



Set	Style	Pieces per Set	Sizes	Pack Qty	C115COMBC	C114COMBC
C114COMBC	R10CO, R18CO, 2ACO	114	1/16-1/2 x 64ths, N1-N60, 1-13mm x .5 mm	1	—	099705
C115COMBC	R10CO, R18CO, R15CO	115	1/16-1/2 x 64ths, N1-N60, A-Z	1	099706	—

Heavy Duty Screw Machine Drill Set (NAS 907 Type C)

C29R40C

Low thrust design self centering Split Point for easier penetration. Steam Tempered for increased wear resistance & lubricity.

C60R41C



Set	Style	Pieces per Set	Sizes	Pack Qty	C29R40C	C60R41C
C29R40C	R40C	29	1/16 - 1/2 x 64ths	1	099903	—
C60R41C	R41C	60	N1 - N60	1	—	099930

Special Aerospace Drills



Drivematic Style Cutters

Specially designed for use in automatic fastening machines. Ground to aerospace industry standards or customer's own blueprint specifications. Furnished in single or multiple diameter configurations.

Available in HSS and Cobalt with 135° split point or helical point. Coolant through is optional on cobalt drills.



Nutplate Style Cutters

Engineered for use in Nutplate drill motors; ground to exacting aerospace standards. External threads and 60° cone seat ensure greater concentricity, producing straighter, more accurate holes.

Drill and drill countersink configurations available in HSS and Cobalt, with 118° or 135° split point.



Threaded Shank Adapter Drills

Engineered for right-angle drill motors; produces easier, increased accuracy drilling in confined areas. Ground to NAS 965 aerospace standards or customer's own blueprint specifications, in Types B (hex shank HSS) and D (square shank cobalt); surface treated or bright.

Available in standard and special configurations, including step drills, reamers and core drills.



Quick-Change Adapter Drills

Innovative chucking system allows easy portable drill changes. Detent holes ensure quick engagement, true alignment and positive retention. Meets exacting aerospace hardness standards to prevent slippage. For straight or right-angle drill motors.

Available on all conventional aerospace drills.



NAS 937 Double Margin Drills

Type B (HSS)
Type D (HSCo)
Jobber length and aircraft extension lengths available.

Available as special HSS, HSCo and Solid Carbide options.

If you are interested in any of our specials please send a request for quote to rfq@dormerpramet.com

National Aerospace Specification Summary

NAS 907 Type A	page # 6-7
Size Range	Ø1/16" thru Ø1/2"
Material	HSS (M-2 or M-7)
Shank Options	Straight, straight with tri-flats, quick change, reduced shank, reduced shank with tri-flats, Tang
Surface Treatment	Bright finish standard, tempered or other customer specified finish optional
Web Construction	Thickness increases uniformly at a 0.017" ± 0.003" per inch taper
Back Taper	0.0002" to 0.0005" per inch for all diameters
Point Type	P-5 (118°) split point, general purpose
Lengths	Jobber Length - standard, 6" and 12" Aircraft Extension Lengths - optional
NAS 907 Type B	page # 8-9, 20-23
Size Range	Ø1/16" thru Ø1/2"
Material	HSS (M-2 or M-7)
Shank Options	Straight, straight with tri-flats, quick change, reduced shank, reduced shank with tri-flats, Tang
Surface Treatment	Bright finish standard, tempered or other customer specified finish optional
Web Construction	Thickness increases uniformly at a 0.024" ± 0.003" per inch taper
Point Type	P-3 (135°) split point, heavy duty
Lengths	Jobber Length - standard, 6" and 12" Aircraft Extension Lengths - optional
NAS 907 Type C	page # 16-17
Size Range	Ø1/16" thru Ø1/2"
Material	HSS (M-2 or M-7)
Shank Options	Straight, straight with tri-flats, quick change, reduced shank, reduced shank with tri-flats, Tang
Surface Treatment	Bright finish standard, tempered or other customer specified finish optional
Web Construction	Thickness increases uniformly at a 0.024" ± 0.003" per inch taper
Point Type	P-3 (135°) split point, heavy duty
Lengths	Screw Machine Length standard
NAS 907 Type D	page # 14-15
Size Range	Ø1/16" thru Ø1/2"
Material	HSCo (M-33 or M-42)
Shank Options	Straight, straight with tri-flats, quick change, reduced shank, reduced shank with tri-flats, Tang
Surface Treatment	Bronze tempered finish standard, optional finishes may be specified by the customer
Web Construction	Thickness increases uniformly at a 0.027" ± 0.003" per inch taper
Point Type	P-9 (135°) split point, heavy duty
Lengths	Jobber Length - standard, 6" and 12" Aircraft Extension Lengths - optional
NAS 907 Type J	page # 10-14, 24-25
Size Range	Ø1/16" thru Ø1/2"
Material	HSCo (M-33 or M-42)
Shank Options	Straight, straight with tri-flats, quick change, reduced shank, reduced shank with tri-flats, Tang
Surface Treatment	Bronze tempered finish standard, optional finishes may be specified by the customer
Web Construction	Thickness increases uniformly at a 0.006" ± 0.002" per inch taper
Point Type	P-3 (135°) split point, heavy duty
Lengths	Jobber Length - standard, 6" and 12" Aircraft Extension Lengths - optional

National Aerospace Specification Summary

NAS 937 Type B	Double Margin Step Drill, HSS - Offered as a special
Size Range	Ø1/8" thru Ø1/2"
Material	HSS (M2 or M7)
Shank Options	Straight, straight w/ tri flats, quick change, reduced shank, reduced shank with tri flats, Tang
Surface Treatment	Bright Finish standard, other customer specified finish optional
Web construction	Thickness increases uniformly at a 0.017" ± 0.003" per inch taper
Back Taper	0.0002" to 0.0005" per inch for all diameters
Point Type	P-3 (135°) split point, general purpose
Lengths	Jobber length standard, optional 6" and 12" Aircraft extension lengths

NAS 937 Type D	Double Margin Step Drill, HSCo - Offered as a special
Size Range	Ø1/8" thru Ø1/2"
Material	HSCo (M-33 or M-42)
Shank Options	Straight, straight w/ tri flats, quick change, reduced shank, reduced shank with tri flats, Tang
Surface Treatment	Tempered finish standard, other customer specified finish optional
Web construction	Thickness increases uniformly at a 0.017" ± 0.003" per inch taper
Back Taper	0.0002" to 0.0005" per inch for all diameters
Point Type	P-3 (135°) split point, general purpose, standard
Lengths	Jobber length standard, optional 6" and 12" Aircraft extension lengths

NAS 965 Type B	Page # 26
Size Range	Ø1/16" thru ØF
Material	HSS (M2 or M7)
Shank Options	1/4-28 UNF Threaded Hexagonal (5/16" Wrenching Flats)
Surface Treatment	Tempered finish standard, other customer specified finish optional
Web construction	Thickness increases uniformly at a 0.024" ± 0.003" per inch taper
Point Type	P-3 (135°) split point, general purpose
Lengths	Stub, short and long (2-1/8" O.A.L.) series available

NAS 965 Type D	Square or Hex Threaded Shank- Offered as a special
Size Range	Ø1/16" thru ØF
Material	HSCo (M33 or M42)
Shank Options	1/4-28 UNF Threaded Square or Hexagonal (5/16" Wrenching Flats)
Surface Treatment	Tempered finish standard, other customer specified finish optional
Web construction	Thickness increases uniformly at a 0.027" ± 0.003" per inch taper
back taper	0.0002" to 0.0005" per inch for all diameters
Point Type	P-9 (135°) split point, heavy duty
Lengths	Stub, short and long (2-1/8" O.A.L.) series available

SIMPLY RELIABLE

As a professional you can judge the quality of work by just looking at the chip. Our chip is a clean and uncomplicated shape that in itself tells a story. It is a clear and consistent signal and that's why we use it as a symbol for being **Simply Reliable**.

Argentina

T: 54 (11) 6777-6777
info.ar@dormerpramet.com

Austria

T: +31 10 2080 240
info.at@dormerpramet.com

Belgium & Luxembourg

T: +32 3 440 59 01
info.be@dormerpramet.com

Brazil

T: +55 11 5660 3000
info.br@dormerpramet.com

Canada

T: (888) 336 7637
En Français: (888) 368 8457
cs.canada@dormerpramet.com

China

T: +86 21 2416 0508
info.cn@dormerpramet.com

Croatia

T: +385 98 407 489
info.hr@dormerpramet.com

Czech Republic

T: +420 583 381 111
info.cz@dormerpramet.com

Denmark

T: 808 82106
info.se@dormerpramet.com

Finland

T: 0205 44 7003
info.fi@dormerpramet.com

France

T: +33 (0)2 47 62 57 01
info.fr@dormerpramet.com

Germany

T: +49 9131 933 08 70
info.de@dormerpramet.com

Hungary

T: +36-96 / 522-846
info.hu@dormerpramet.com

India

T: +91 11 4601 5686
info.in@dormerpramet.com

Italy

T: +39 02 30 70 54 44
info.it@dormerpramet.com

Kazakhstan

T: +7 771 305 11 45
info.kz@dormerpramet.com

Mexico

T: +52 (555) 7293981
cs.mexico@dormerpramet.com

Netherlands

T: +31 10 2080 240
info.nl@dormerpramet.com

Norway

T: 800 10 113
info.se@dormerpramet.com

Poland

T: +48 32 78-15-890
info.pl@dormerpramet.com

Portugal

T: +351 21 424 54 21
info.pt@dormerpramet.com

Romania

T: +4(0)730 015 885
info.ro@dormerpramet.com

Russia

T: +7 (495) 775 10 28
info.ru@dormerpramet.com

Slovakia

T: +421 (41) 764 54 60
info.sk@dormerpramet.com

Slovenia

T: +385 98 407 489
info.si@dormerpramet.com

Spain

T: +34 935717722
info.es@dormerpramet.com

Sweden

responsible for Iceland
T: +46 35 16 52 96
info.se@dormerpramet.com

Switzerland

T: +31 10 2080 240
info.ch@dormerpramet.com

Turkey

T: +90 533 212 45 47
info.tr@dormerpramet.com

Ukraine

T: +38 056 736 30 21
info.ua@dormerpramet.com

United Kingdom

responsible for Ireland
T: 0870 850 4466
info.uk@dormerpramet.com

United States of America

T: (800) 877-3745
cs@dormerpramet.com

Other countries

South America

T: +55 11 5660 3000
info.br@dormerpramet.com

Adria

T: +420 583 381 527
info.rcee@dormerpramet.com

Rest of the World

Dormer Pramet International UK
T: +44 1246 571338
info.int@dormerpramet.com

Dormer Pramet International CZ

T: +420 583 381 520
info.int.cz@dormerpramet.com

2020.3

 www.dormerpramet.com
[youtube.com/dormerpramet](https://www.youtube.com/dormerpramet)
[facebook.com/dormerprametsocial](https://www.facebook.com/dormerprametsocial)
[linkedin.com/company/dormerpramet](https://www.linkedin.com/company/dormerpramet)
twitter.com/dormerpramet
[instagram.com/dormerprametsocial](https://www.instagram.com/dormerprametsocial)

EDP# 7473375



DORMER PRAMET