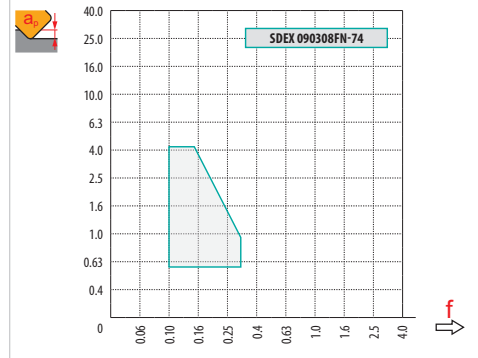
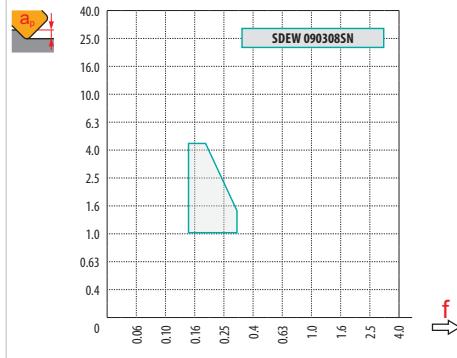
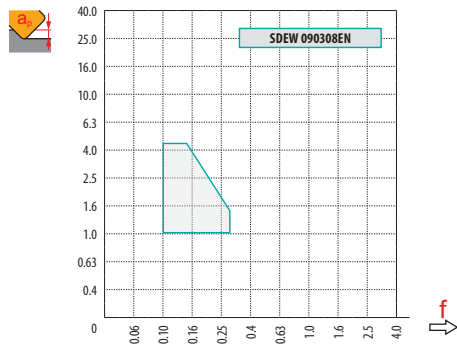




	SDEW 09 EN	SDEW 09 SN	SDEX 09-74
	0.8	0.8	0.8
	-	-	-



DC	DCX		f_{min}	f_{max}
10	22	1.09	0.20	0.30
16	28	1.17	0.25	0.34
25	37	1.24	0.32	0.39



a_e / DC	0.10		0.15		0.20		0.25		0.30		0.35		0.40		0.50 – 1.00									
	f																							
45°	0.42	0.54	0.67	0.35	0.44	0.55	0.30	0.38	0.47	0.27	0.34	0.42	0.25	0.31	0.39	0.23	0.29	0.36	0.21	0.27	0.34	0.19	0.24	0.30
	1.35		1.27		1.22		1.19		1.16		1.13		1.11		1.00									