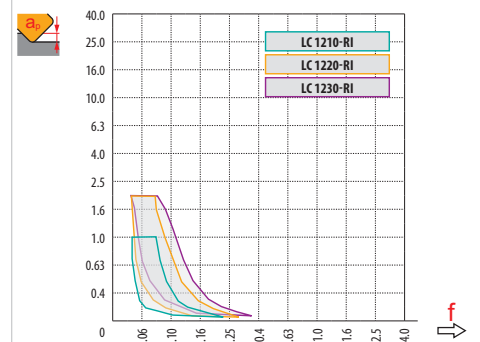
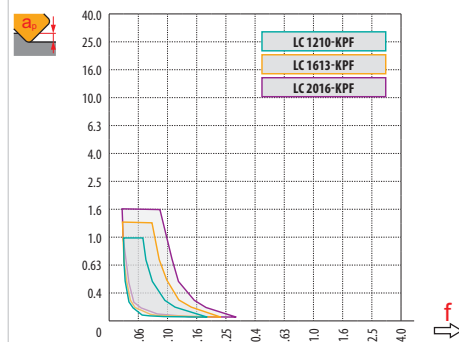
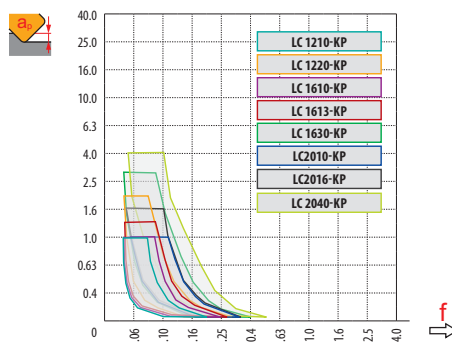




a_e / DC	5 %	10 %	15 %	20 %	25 %	30 %	40 %	50 %	60 %	70 %	75 %	80 %	90 %	100 %
X.V	1.48	1.35	1.27	1.22	1.19	1.16	1.11	1.08	1.05	1.03	1.00	1.00	1.00	1.00
x.f	2.20	1.60	1.35	1.20	1.10	0.95	0.85	0.75	0.85	0.95	1.00	1.00	1.00	1.00
x.f	0.64	0.64	0.64	0.64	0.64	0.65	0.65	0.67	0.68	0.71	0.72	0.74	0.79	1.00

	LC 12-KP	LC 12-KP	LC 16-KP	LC 16-KP	LC 16-KP	LC 20-KP	LC 20-KP	LC 20-KP
	1.0	2.0	1.0	1.3	3.0	1.0	1.6	4.0
	-	-	-	-	-	-	-	-

	LC 12-KPF	LC 16-KPF	LC 20-KP	LC 1215-RI	LC 1220-RI	LC 1230-RI
	1.0	1.3	1.6	1.5	2.0	3.0
	-	-	-	-	-	-



	DC																
			0.0	0.3	0.4	0.5	0.6	0.7	0.8	0.9	1.0	1.25	1.5	2.0	2.5	3.0	4.0
LC 1210-KP	12	1.0	10.0	11.4	11.6	11.7	11.8	11.9	12.0	12.0	12.0	-	-	-	-	-	-
LC 1210-KPF		1.0	10.0	11.4	11.6	11.7	11.8	11.9	12.0	12.0	12.0	-	-	-	-	-	-
LC 1220-KP		2.0	8.0	10.1	10.4	10.6	10.9	11.0	11.2	11.3	11.5	11.7	11.9	12.0	-	-	-
LC 1210-RI		1.0	10.0	11.4	11.6	11.7	11.8	11.9	12.0	12.0	12.0	-	-	-	-	-	-
LC 1220-RI		2.0	8.0	10.1	10.4	10.6	10.9	11.0	11.2	11.3	11.5	11.7	11.9	12.0	-	-	-
LC 1230-RI		3.0	6.0	8.6	9.0	9.3	9.6	9.9	10.1	10.3	10.5	10.9	11.2	11.7	11.9	-	-
LC 1610-KP	16	1.0	14.0	15.4	15.6	15.7	15.8	15.9	16.0	16.0	16.0	-	-	-	-	-	-
LC 1613-KP		1.3	13.4	15.1	15.3	15.4	15.6	15.7	15.8	15.9	15.9	16.0	-	-	-	-	-
LC 1613-KPF		1.3	13.4	15.1	15.3	15.4	15.6	15.7	15.8	15.9	15.9	16.0	-	-	-	-	-
LC 1630-KP	3.0	10.0	12.6	13.0	13.3	13.6	13.9	14.1	14.3	14.5	14.9	15.2	15.7	15.9	-	-	
LC 2010-KP	20	1.0	18.0	19.4	19.6	19.7	19.8	19.9	20.0	20.0	20.0	-	-	-	-	-	-
LC 2016-KP		1.6	16.8	18.7	18.9	19.1	19.3	19.4	19.6	19.7	19.8	19.9	20.0	-	-	-	-
LC 2016-KPF		1.6	16.8	18.7	18.9	19.1	19.3	19.4	19.6	19.7	19.8	19.9	20.0	-	-	-	-
LC 2040-KP		4.0	12.0	15.0	15.5	15.9	16.2	16.5	16.8	17.1	17.3	17.8	18.2	18.9	19.4	-	-



DC	μm	3	5	10	15	20	30	40	50	60	80	100
		12	0.379	0.490	0.693	0.849	0.980	1.200	1.386	1.549	1.697	1.960
16	0.438	0.566	0.800	0.980	1.131	1.386	1.600	1.789	1.960	2.263	2.530	
20	0.490	0.632	0.894	1.095	1.265	1.549	1.789	2.000	2.191	2.530	2.828	
RE	μm	3	5	10	15	20	30	40	50	60	80	100
		1.3	0.177	0.228	0.322	0.395	0.456	0.559	0.645	0.721	0.790	0.912
1.6	0.196	0.253	0.358	0.438	0.506	0.620	0.716	0.800	0.876	1.012	1.131	
2.0	0.219	0.283	0.400	0.490	0.566	0.693	0.800	0.894	0.980	1.131	1.265	
3.0	0.268	0.346	0.490	0.600	0.693	0.849	0.980	1.095	1.200	1.386	1.549	
4.0	0.310	0.400	0.566	0.693	0.800	0.980	1.131	1.265	1.386	1.600	1.789	



RE	DC	RE	max
LC 1210-KP	12	1.0	4.8
LC 1210-KPF		1.0	4.4
LC 1220-KP		2.0	4.8
LC 1210-RI		1.0	–
LC 1220-RI		2.0	–
LC 1230-RI		3.0	–
LC 1610-KP	16	1.0	6.6
LC 1613-KP		1.3	6.6
LC 1613-KPF		1.3	5.9
LC 1630-KP		3.0	6.6
LC 2010-KP	20	1.0	8.5
LC 2016-KP		1.6	8.5
LC 2016-KPF		1.6	7.5
LC 2040-KP		4.0	8.5



RE	DC	RE	RPMX	APMX/II
LC 1210-KP	12	1.0	4.7	1.5/19
LC 1210-KPF		1.0	3.8	1.5/23
LC 1220-KP		2.0	4.4	2.0/26
LC 1210-RI		1.0	–	–
LC 1220-RI		2.0	–	–
LC 1230-RI		3.0	–	–
LC 1610-KP	16	1.0	4.8	1.5/18
LC 1613-KP		1.3	4.8	1.5/18
LC 1613-KPF		1.3	3.8	1.5/23
LC 1630-KP		3.0	4.4	3.0/39
LC 2010-KP	20	1.0	5.0	1.5/18
LC 2016-KP		1.6	4.9	1.6/19
LC 2016-KPF		1.6	3.8	1.6/25
LC 2040-KP		4.0	4.5	4.0/51



RE	DC	RE	DMIN	DMAX	SMAX DMIN	SMAX DMAX
LC 1210-KP	12	1.0	14.1	23.9	1.0	1.2
LC 1210-KPF		1.0	15.0	23.9	0.4	0.4
LC 1220-KP		2.0	14.1	23.9	0.3	0.3
LC 1210-RI		1.0	–	–	–	–
LC 1220-RI		2.0	–	–	–	–
LC 1230-RI		3.0	–	–	–	–
LC 1610-KP	16	1.0	18.6	31.9	1.1	1.4
LC 1613-KP		1.3	18.6	31.9	0.6	0.6
LC 1613-KPF		1.3	19.9	31.9	0.5	0.5
LC 1630-KP		3.0	18.6	31.9	0.4	0.4
LC 2010-KP	20	1.0	22.8	39.9	1.3	1.5
LC 2016-KP		1.6	22.8	39.9	0.8	0.8
LC 2016-KPF		1.6	24.8	39.9	0.7	0.7
LC 2040-KP		4.0	22.8	39.9	0.5	0.5



RE	DC	RE	a _p
LC 1210-KP	12	1.0	0.44
LC 1210-KPF		1.0	0.9
LC 1220-KP		2.0	0.4
LC 1210-RI		1.0	–
LC 1220-RI		2.0	–
LC 1230-RI		3.0	–
LC 1610-KP	16	1.0	0.65
LC 1613-KP		1.3	0.62
LC 1613-KPF		1.3	0.53
LC 1630-KP		3.0	0.44
LC 2010-KP	20	1.0	0.85
LC 2016-KP		1.6	0.79
LC 2016-KPF		1.6	0.67
LC 2040-KP		4.0	0.54

	< 3.0	3 – 3.5	3.6 – 4.0	4.1 – 4.5	> 4.6
	1.0	0.9	0.8	0.7	0.5